

TYPICAL APPLICATIONS Small appliances, appliance inlet for cold conditions with/without earthing contact and 1 fuse-holder

WIRING DIAGRAMAS

- 2-pole with fuse-holder
- 2-pole + earth with fuse-holder

CUT OUT 31x27 mm

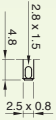

GWFI 850 °C

GWIT 750 °C on demand



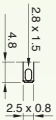
SST...

C14
Class I
T 70 °C



SST...

C14
Class I
T 70 °C



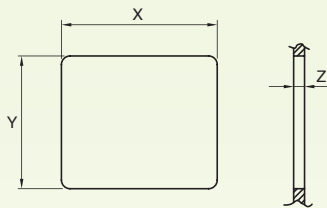
SST...

C18
Class II
T 70 °C

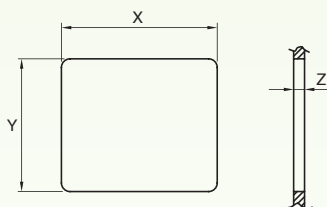


CUT OUT

Mounting hole 90° countersink



Z	X	Y
1 ... 1,8	31,3 ... 31,5	27,0 +0,2
1,9 ... 3,2	31,5 ... 31,7	27,0 +0,2



Z	X	Y
1 ... 1,8	31,3 ... 31,5	27,0 +0,2
1,9 ... 3,2	31,5 ... 31,7	27,0 +0,2

DRAWING

