









FV273

**Screw-to-Tab
Terminal Block
(from 3 to 7 poles)**

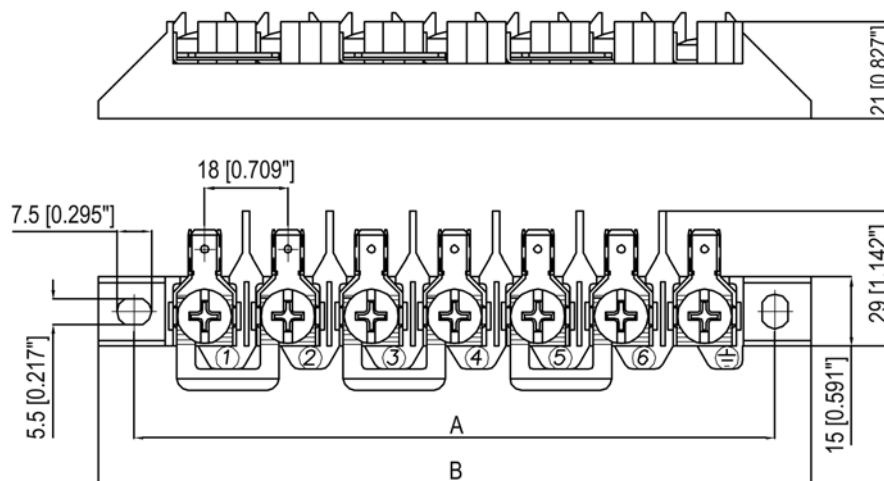


TECHNICAL DATA

	IEC Standards			American Standards		
		3 poles	4 poles	5 poles	6 poles	7 poles
Versions / Dimensions mm (inches)	A	66.5 (2.62)	84.5 (3.33)	102.5 (4.04)	120.5 (4.74)	138.5 (5.45)
	B	82 (3.23)	100 (3.94)	118 (4.65)	136 (5.35)	154 (6.06)
Ratings	450V - 41A			600V - 40A		
Wire size	6.0 sqmm			22 ÷ 8 AWG		
Working Temperature	- 5 ÷ 150°C (short time 180°C)			23 ÷ 239°F		
Plastic Material	Polyamide PA6.6 glass filled brown colour, UL94 V0, GWT 960°C					
Metal Parts	M6 zinc plated steel screw; 6.3 x 0.8 zinc plated steel tab insert; Shunt insert and other parts made in zinc plated steel					
Marking	1 ÷ 6 - 					

Approvals	File Nr.	Ratings (sqmm/AWG - V - A - T)	Standard References
	E 9911	6.0 sqmm - 450V - 41A (screw) / / 20A (tab) - 150°C	EN 60998-1; EN 60998-2-1; EN 61210
	119799	6.0 sqmm - 450V - 41A (screw) / / 20A (tab) - 150°C	DIN EN 60998-1; DIN EN 60998-2-1; DIN EN 61210 (VDE 0613)
	LR 40455	22 ÷ 8 AWG - 600V - 40A	CSA C22-2 N.158-1987; E.C.N 584B
		Approval pending	

DIMENSIONAL
DRAWING





FV273

PACKAGING				
Type	P-N	Pack.	Dim. Pack. (LxHxP)	Weight (Kg)
FV 273/3P	300573	400	40x20x40	13.3
FV 273/4P	300574	300	40x20x40	13.3
FV 273/5P	300575	250	40x20x40	13.5
FV 273/6P	300576	250	40x20x40	16.2
FV 273/7P	300577	250	40x20x40	19.5

