DEGSON-Global Industrial Connector Manufacturer, Providing Customized Solution To All Partners.













DEGSON
DEGSON ELECTRICAL CO., LTD.

Add: No.1585.Xiaolin Road.Cixi.Ningbo China
P.C.: 315321
www.degson.com
Tel: +86-574-63510770
E-mail: sale@degson.com

The catalog is only for reference,and the detail data must be based on our company`s specification!

DEGSON website

RM 22-E01

DEGSON

Relay & Module



ISO9001 ISO14001 ISO80079-34 ISO/TS22163 IATF16949 RoHS REACH

DEGSON

Brief Introduction

Founded in 1990, DEGSON is a global solution provider of electrical, electronic and industrial connectors. As a National High-tech enterprise, DEGSON owns the UL and VDE certified laboratory. The company achieved ISO9001, ISO14001, ISO80079-34, ISO/TS22163 and IATF16949 management system certifications.

DEGSON is engaged in supplying highly reliable and durable products to serve global customers. The company has a market-leading capability of mould processing, automatic manufacturing and advanced testing. DEGSON has the complete engineering ability to support global customers with the professional customization solution and value-added service.

DEGSON products are widely recognized in China, the USA, Germany, the UK, Italy, Spain, Turkey, Japan, South Korea, Singapore, etc. totally hundred countries and regions. DEGSON supply high quality products and provide professional services globally in the industry sectors likely industrial automation, instrument, electric power, railway, marine and offshore, new energy, E-bike industrial elevator, lighting, security, machinery, etc. The company won the recognition from partners among Fortune 500 and industry leading enterprises.

Based on the business philosophy of “pragmatic innovation, responsibility, integrity, harmonious development, regulation and win-win ”, DEGSON continuously integrates professional technical resources, R&D innovation, product manufacturing and technology application capabilities. Relying on global sales network, DEGSON aims to supply series of multiple varieties of high-quality products and services. We provide global customers with professional and quick connected application solutions, help customers continue to create value. DEGSON is making contributions to creating a smart and interconnected world.



DEGSON

First Lab. authorized by UL&VDE in Asia

Strategic cooperation with UL and VDE





① The general manager of UL global energy &technology division visit our company



② Sven Ohrke, President of VDE global services, comes to DEGSON to discuss strategic cooperation



③ VDE Laboratory Accreditation: In July 2010, VDE Issued the "VDE Authorized Laboratory" Certificate to DEGSON’ s laboratory.
UL laboratory accreditation: UL formally issued "UL WTDP" certification to DEGSON in March 2013.
On April, 2016, UL-CTDP.
On December, 2016, VDE-TDAP.
On January, 2017, Pass IRIS system audit.



ISO9001



ISO14001



ISO/TS22163



UL - CTDP

VDE - TDAP



EX certificate



UL Certificates:10,
Covering 4000+Products



VDE Certificates:178,
Covering 3000+Products



TUV certificate



EAC certificate



CE certificate



European invention patent

CONTENTS

All Relays

- The width is only 6 mm, which saves space
  1C/6A
- DRPE series standard relay
  2C/10A；4C/5A
- DRPL series high power relay
  2C/10A；4C/10A



- DRPB series compact relay
  Transparent case, can see the relay contacts
  Plastic enclosure, protection level up to IP67
  1C/16A；2C/8A
- DRPT series compact relay
  The Red and green lights represent AC and DC coils
  1C/12A；2C/8A

Relay combination quickcheck ····· 01-04
DRPS Power relay series ····· 05-08
DRPB Power relay series ····· 09-12
DRPT Power relay series ····· 13-18
DRPE Power relay series ····· 19-24
DRPL Power relay series ····· 25-28

CONTENTS

Interface & Relay Module

We offer all kinds of pre-made cable & module to realize fast wiring and save time. We can satisfy your connection demands, and support special requirements.



- Interface Module
  Quick 1 to 1 connection, provide 10, 20, 26, 34, 40, 50 pins, etc

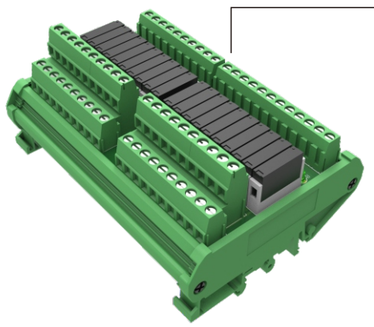

- Relay Module
  Provide 4, 8, 12, 16, 20, 32 channels EMR or SSR solution

Interface module series ····· 29-42
Relay module series ····· 43-52



DRPS-1C-D24-06A(H) DPSF05A-E1-00A(H)

DRPS-1C-D60-06A(H) DPSF05B-E1-00A(H)

DRPS series

Technical parameter	Relay	Base	Accessory	Assembled module
24DC/1CO/6A	DRPS-1C-D24-06A(H)	DPSF05A-E1-00A(H)	/	/
220AC/1CO/6A	DRPS-1C-D60-06A(H)	DPSF05B-E1-00A(H)	/	/



DRPB-1CH-D24-06A(H) DSRC08A-F3-00A(H) DMD-LD-6/24V-00A(H) DRPBS-1CH-LD-D24-06A(H)

DRPB-2C-D24-06A(H) DSRC08A-F3-00A(H) DMD-LD-6/24V-00A(H) DRPBS-2C-LD-D24-06A(H)

DRPB series

Technical parameter	Relay	Base	Accessory	Assembled module
24DC/1CO/16A	DRPB-1CH-D24-06A(H)	DSRC08A-F3-00A(H)	DMD-LD-6/24V-00A(H)	DRPBS-1CH-LD-D24-06A(H)
24DC/2CO/8A	DRPB-2C-D24-06A(H)	DSRC08A-F3-00A(H)	DMD-LD-6/24V-00A(H)	DRPBS-2C-LD-D24-06A(H)



DRPT-1C-LR-D24-02A(H) DSRT05A-E3-00A(H) DRPTP-1C-D24-02A(H)

DRPT-1C-LR-A220-02A(H) DSRT05A-E3-00A(H) DRPTP-1C-A220-02A(H)



DRPT-2C-LR-D24-02A(H) DSRT08A-E3-00A(H) DRPTP-2C-D24-02A(H)

DRPT-2C-LR-A220-02A(H) DSRT08A-E3-00A(H) DRPTP-2C-A220-02A(H)

DRPT series

Technical parameter	Relay	Base	Accessory	Assembled module
24DC/1CO/12A	DRPT-1C-LR-D24-02A(H)	DSRT05A-E3-00A(H)	/	DRPTP-1C-D24-02A(H)
220AC/1CO/12A	DRPT-1C-LR-A220-02A(H)	DSRT05A-E3-00A(H)	/	DRPTP-1C-A220-02A(H)
24DC/2CO/8A	DRPT-2C-LR-D24-02A(H)	DSRT08A-E3-00A(H)	/	DRPTP-2C-D24-02A(H)
220AC/2CO/8A	DRPT-2C-LR-A220-02A(H)	DSRT08A-E3-00A(H)	/	DRPTP-2C-A220-02A(H)





DRPE-2CH-LR-D24-07A(H) DPYF08A-E3-00A(H) DRPEP-2CH-D24-07A(H)





DRPE-2CH-LR-A220-07A(H) DPYF08A-E3-00A(H) DRPEP-2CH-A220-07A(H)





DRPE-4C-LR-D24-07A(H) DPYF14A-E3-00A(H) DRPEP-4C-D24-07A(H)





DRPE-4C-LR-A220-07A(H) DPYF14A-E3-00A(H) DRPEP-4C-A220-07A(H)

DRPE series

Technical parameter	Relay	Base	Accessory	Assembled module
24DC/2CO/10A	DRPE-2CH-LR-D24-07A(H)	DPYF08A-E3-00A(H)	/	DRPEP-2CH-D24-07A(H)
220AC/2CO/10A	DRPE-2CH-LR-A220-07A(H)	DPYF08A-E3-00A(H)	/	DRPEP-2CH-A220-07A(H)
24DC/4CO/5A	DRPE-4C-LR-D24-07A(H)	DPYF14A-E3-00A(H)	/	DRPEP-4C-D24-07A(H)
220AC/4CO/5A	DRPE-4C-LR-A220-07A(H)	DPYF14A-E3-00A(H)	/	DRPEP-4C-A220-07A(H)





DRPL-2C-L-D24-02A(H) DPTF08A-E3-00A(H)





DRPL-2C-L-A220-02A(H) DPTF08A-E3-00A(H)





DRPL-4C-L-D24-02A(H) DPTF14A-E3-00A(H)





DRPL-4C-L-A220-02A(H) DPTF14A-E3-00A(H)

DRPL series

Technical parameter	Relay	Base	Accessory	Assembled module
24DC/2CO/10A	DRPL-2C-L-D24-02A(H)	DPTF08A-E3-00A(H)	/	/
220AC/2CO/10A	DRPL-2C-L-A220-02A(H)	DPTF08A-E3-00A(H)	/	/
24DC/4CO/10A	DRPL-4C-L-D24-02A(H)	DPTF14A-E3-00A(H)	/	/
220AC/4CO/10A	DRPL-4C-L-A220-02A(H)	DPTF14A-E3-00A(H)	/	/

DRPS Power Relay

CE RoHS



DRPS

Features

- Small size,6A switching power.
- Multiple sockets optional.
- Green product RoHS.

Performance Parameters

Contact parameters

Contact form	1C
Contact material	Ag alloy
Resistive load	1C:6A@250VAC/30VDC
Motor load	1C:1/3HP@250VAC
Switch power	1C:4000VA,480W
Contact resistance(Initial)	<50mΩ
Electrical life(1s on/1s off)	>1x10^5(1800 Ops/h)
Mechanical life(300cycles/min)	>1x10^7(18000 Ops/h)

Coil parameters

Rated voltage (DC)	DC12V	DC24V	DC48V	DC60V	
Rated resistance(±10%)	847Ω	3388Ω	10618Ω	20570Ω	
Operate voltage	DC:≤75%(Rated voltage)				
Release voltage	DC:≥10%(Rated voltage)				
Max input voltage	110%(Rated voltage)				
Coil power	0.40W				
Operate time	<8ms				
Release time	<4ms				

Universal parameters

Insulation resistance	1000MΩ(500VDC)
Dielectric voltage	
Between contacts	1000VAC/1min
Between contacts(different pole)	\
Between contacts and coil	4000VAC/1min
Shock withstanding	10G(Half sine wave pulse 11ms)
Vibration withstanding	10-55Hz(Double amplitude 1.0mm)
Amblent temperature	-40...+55℃
Amblent humidity	35%~80%RH
Weight	17g
Matching socket	1C:DPSF06A series
Min. switching voltage	5V/gold-plated contact:5V
Max. switching voltage	250VAC
Min. switching current	60mA/gold-plated contact:5mA

Model Order

DRPS－1C－D24－06A（H）

- RoHS:H
- Coil voltage:DC:D12,D24,D48,D60
- Contact form:1C
- Product Category:DRPS

Overall Dimensions

DRPS-1C

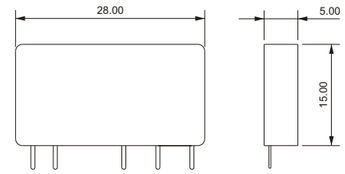

Installation Diagrams, Wiring Diagrams

DRPS-1C

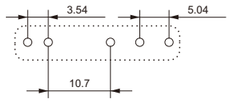

DRPS-1C

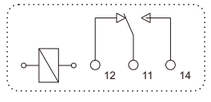

DPSF Relay Socket

CE RoHS





DPSF

Features

- Protective socket,6A.
- Screw connection.
- Green product RoHS.

DPSF 05X-E 1-00A（H）

Product Category:DPSF

Voltage Type:
05A:12-24VAC/DC
05B:220-240VAC/DC
05D:48-60VAC/DC
05E:110-125VAC/DC
05W:90-240VAC/DC

Protect way:E:
Protective structure

Colour:1:Grey

RoHS:H

Performance Parameters

Technical parameters

Product type	DPSF05X-E1
Rated current	6A
Rated voltage	250V
Coil/Contact dielectric voltage	4000V/S
Dielectric voltage between contact	2500V/S
Screw torque	0.5Nm
External connection wire	20-16AWG/0.5-1.5mm^2
Ambient temperature	-40~+70℃
Weight	26g

Supporting relays and accessories

Product type	Relay	Short splice	
DPSF05A-E1	DRPS-1C-D12/D24	DBA20-6-12-00A(H) Color: blue	
DPSF05B-E1/DPSF05E-E1	DRPS-1C-D60	DBA20-6-13-00A(H) Color: black	
DPSF05D-E1	DRPS-1C-D48/D60	DBA20-6-16-00A(H) Color: red	
DPSF05W-E1	DRPS-1C-D24		

Overall Dimensions, Wiring Diagrams

DPSF05X-E1

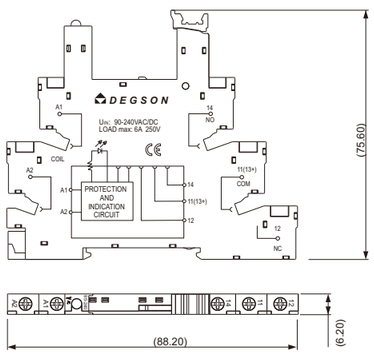

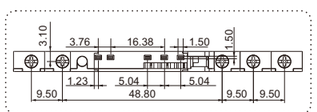

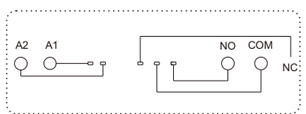

DPRF Relay Socket

CE RoHS





DPRF

Features

- Protective socket,6A.
- Push-in connection.
- Green product RoHS.

DPRF 05X-E 1-00A（H）

Product Category:DPRF

Voltage Type:
05A:12-24VAC/DC
05B:220-240VAC/DC
05D:48-60VAC/DC
05E:110-125VAC/DC
05W:90-240VAC/DC

Protect way:E:
Protective structure

Colour:1:Grey

RoHS:H

Performance Parameters

Technical parameters

Product type	DPRF05X-E1
Rated current	6A
Rated voltage	250V
Coil/Contact dielectric voltage	4000V/S
Dielectric voltage between contact	2500V/S
External connection wire	22-14AWG/0.25-2.5mm^2
Ambient temperature	-40~+70℃
Weight	23.5g

Supporting relays and accessories

Product type	Relay	Short splice	
DPRF05A-E1	DRPS-1C-D12/D24	DBA20-6-12-00A(H) Color: blue	
DPRF05B-E1/DPRF05E-E1	DRPS-1C-D60	DBA20-6-13-00A(H) Color: black	
DPRF05D-E1	DRPS-1C-D48/D60	DBA20-6-16-00A(H) Color: red	
DPRF05W-E1	DRPS-1C-D24		

Overall Dimensions, Wiring Diagrams

DPRF05X-E1

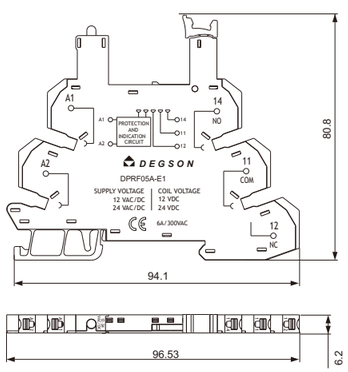

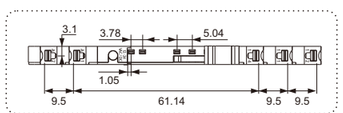

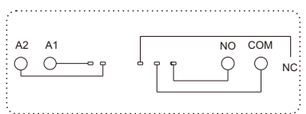

DRPB Power Relay

CE RoHS



DRPB-1C



DRPB-1CH/DRPB-2C

Features

- Small size,1C:12A,1CH:16A,2C:8A switching power.
- Multiple sockets optional.
- Green product RoHS.

Performance Parameters

Contact parameters

Contact form	1C,1CH,2C
Contact material	Ag alloy
Resistive load	1C:16A 1CH:16A@277VAC/30VDC 2C:8A@277VAC/30VDC
Motor load	1CH:1/3HP@240VAC 2C:1/6HP@240VAC
Switch power	1CH:4000VA,480W 2C:2000VA,240W
Contact resistance(Initial)	<50mΩ
Electrical life(1s on/1s off)	>1x10^5(1800 Ops/h)
Mechanical life(300cycles/min)	>1x10^7(18000 Ops/h)

Coil parameters

Rated voltage (DC)	DC6V	DC12V	DC24V	DC48V	
Rated resistance(±10%)	90Ω	360Ω	1440Ω	5760Ω	
Operate voltage	DC:≤75%(Rated voltage)				
Release voltage	DC:≥5%(Rated voltage)				
Max input voltage	110%(Rated voltage)				
Coil power	0.40W				
Operate time	<20ms				
Release time	<10ms				

Universal parameters

Insulation resistance	1000MΩ(500VDC)
Dielectric voltage	
Between contacts	1000VAC/1min
Between contacts(different pole)	3000VAC/1min
Between contacts and coil	5000VAC/1min
Shock withstanding	10G(Half sine wave pulse 11ms)
Vibration withstanding	10-55Hz(Double amplitude 1.0mm)
Ambient temperature	-25...+70℃
Ambient humidity	35%~80%RH
Weight	17g
Matching socket	1C:DSRC05A series ; 1CH/2C:DSRC08A series

Model Order

DRPB－2C－D24－06A（H）

- RoHS:H
- Coil voltage:DC:D6,D12,D24,D48
- Contact form:1C,1CH,2C
- Product Category:DRPB

Overall Dimensions

DRPB-1C

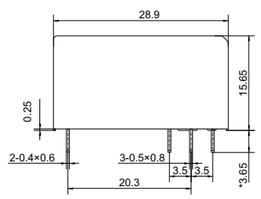

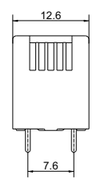

DRPB-1CH/2C

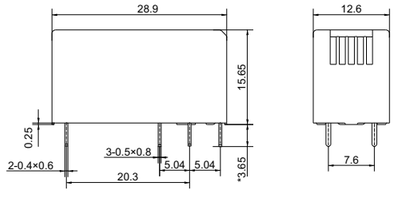

Installation Diagrams, Wiring Diagrams

DRPB-1C

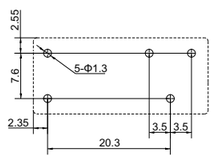

DRPB-1CH

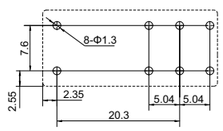

DRPB-2C

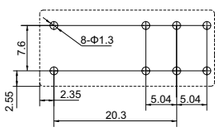

DRPB-1C

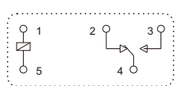

DRPB-1CH

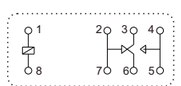

DRPB-2C

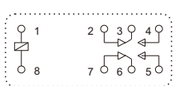

DSRC Relay Socket

CE RoHS





DSRC05A-F3



DSRC08A-F3

Features

- Separable socket,05A:10A,08A:7A.
- Green product RoHS.

DSRC 08A-F 3-00A（H）

- Product Category:DSRC
- Pin Number:05A,08A
- Protect way:F:Separable structure
- Colour:3:Black
- RoHS:H

Performance Parameters

Technical parameters

Product type	DSRC05A-F3	DSRC08A-F3
Rated current	12A	10A
Rated voltage	300V	
Coil/Contact dielectric voltage	2500V/S	
Dielectric voltage between contact	2500V/S	
Screw torque	1.0Nm	
External connection wire	20-14AWG/0.5-2.5mm^2	
Ambient temperature	-40~+65℃	
Weight	22g	27g

Supporting relays and accessories

Product type	Relay	Module	Plastic pull clasp	Metal clamp spring
DSRC05A-F3	DRPB-1C	DMD	Wear	—
DSRC08A-F3	DRPB-1CH/DRPB-2C	DMD	Wear	—

Overall Dimensions, Wiring Diagrams

DSRC05A-F3

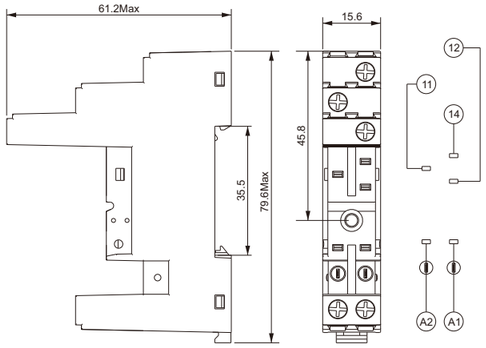

DSRC08A-F3

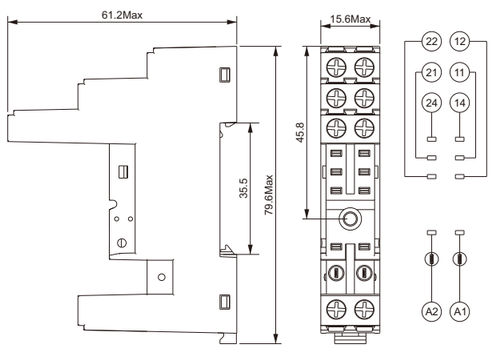

Module

CE RoHS



DMD

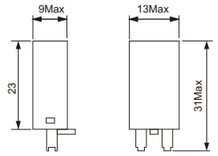

Features

- Peak voltage inhibit,over voltage protection,voltage indicator.
- Green product RoHS.

DMD-ML 1-D24-00A（H）

- Product Category:DMD,DND
- Function option:
  L:LED;ML:Varistor+LED
  LD:LED+diode;M:Varistor
  RC:Resistance capacity;D:diode
- Direction of current:Blank:A1-;1:A1+
- Voltage:See table corresponding
- RoHS:H

Function	L	D	LD	ML	M	RC	L1	D1	LD1	ML1
Wiring diagrams	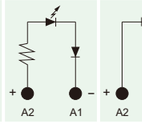	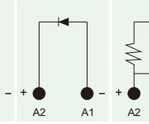	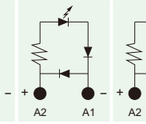	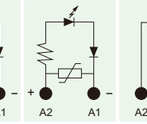	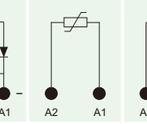	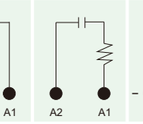	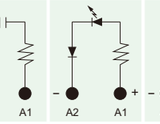	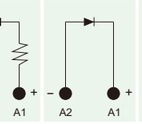	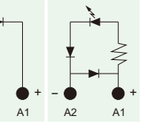	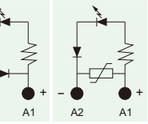
Voltage option	6-24V	6-250VDC	6-24VDC	24V	24V	6-24VDC	6-24V	6-250VDC	6-24VDC	24V
	110-240V		110/240VDC	120V	120V	110/240VDC	110-240V		110/240VDC	120V
				240V	240V					240V

DRPT Power Relay

CE RoHS

HOT



DRPT-1C



DRPT-2C

Features

- Small size,1C:12A,2C:8A switching power.
- Multiple sockets optional.
- With test button ,diode and LED.
- Green product RoHS.

Performance Parameters

Contact parameters

Contact form	1C,2C	
Contact material	Ag alloy	
Resistive load	1C:12A@277VAC/30VDC	2C:8A@277VAC/30VDC
Motor load	1C:1/2HP@250VAC	2C:1/3HP@250VAC
Switch power	1C:3324VA/360W	2C:2216VA/240W
Contact resistance(Initial)	≤100mΩ	
Electrical life(1s on/1s off)	>1x10^5(1800 Ops/h)	
Mechanical life(300cycles/min)	>1x10^7(18000 Ops/h)	

Coil parameters

Rated voltage (DC)	DC6V	DC12V	DC24V	DC48V	DC110V	
Rated resistance(±10%)	68Ω	272Ω	1087Ω	4347Ω	22830Ω	
Rated voltage (AC)	AC6V	AC12V	AC24V	AC48V	AC100-110V	AC220-240V
Rated resistance(±10%)	15.8Ω	63Ω	252Ω	1008Ω	5294Ω	23144Ω
Operate voltage	DC:≤75%(Rated voltage);AC:≤80%(Rated voltage)					
Release voltage	DC:≥10%(Rated voltage);AC:≥30%(Rated voltage)					
Max input voltage	110%(Rated voltage)					
Coil power	0.53W/0.8-1.0VA					
Operate time	<20ms					
Release time	<10ms					

Universal parameters

Insulation resistance	1000MΩ(500VDC/min)
Dielectric voltage	
Between contacts	1000VAC/1min
Between contacts(different pole)	1000VAC/1min
Between contacts and coil	5000VAC/1min
Shock withstanding	10G(Half sine wave pulse 11ms)
Vibration withstanding	10-55Hz(Double amplitude 1.0mm)
Amblent temperature	-40...+85℃
Amblent humidity	45%~75%RH
Weight	25g
Matching socket	1C:DSRT05A series ; 2C:DSRT08A series

Model Order

DRPT－2C － LR － D24－02A（H）

- RoHS:H
- Coil voltage:
  DC:D6,D12,D24,D48,D110
  AC:A6,A12,A24,A48,A110,A220
- Function option:
  LR:LED+Self-locking button;LDR:LED+Diode+Self-locking button
- Contact form:1C,2C
- Product Category:DRPT

Overall Dimensions

DRPT-1C

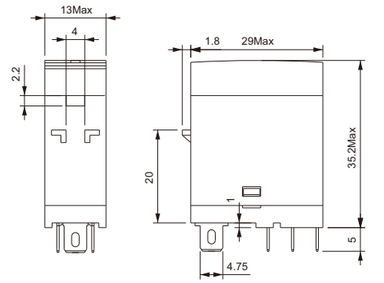

DRPT-2C

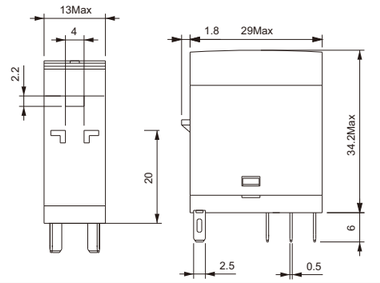

Installation Diagrams, Wiring Diagrams

DRPT-1C

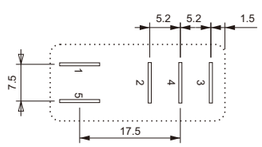

DRPT-2C

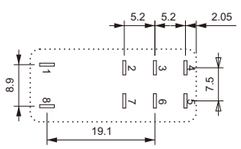

DRPT-1C-LR

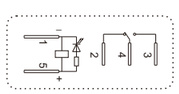

DRPT-1C-LDR

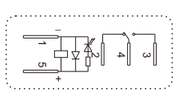

DRPT-2C-LR

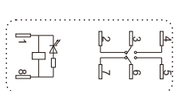

DRPT-2C-LDR

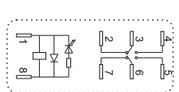

DSRT Relay Socket

CE RoHS



DSRT05A-3 DSRT08A-3

Features

- Protective socket,05A:16A,08A:10A.
- Green product RoHS.

DSRT 08A-3-00A（H）

- Product Category:DSRT
- Pin Number:05A,08A
- Colour:3:Black
- RoHS:H

Performance Parameters

Technical parameters

Product type	DSRT05A-3	DSRT08A-3
Rated current	16A	10A
Rated voltage	300V	
Coil/Contact dielectric voltage	4000V/S	
Dielectric voltage between contact	2500V/S	
Screw torque	1.0Nm	
External connection wire	20-14AWG/0.5-2.5mm^2	
Ambient temperature	-45~+85℃	
Weight	22g	27g

Supporting relays and accessories

Product type	Relay	Module	Plastic pull clasp	Metal clamp spring
DSRT05A-3	DRPT-1C	—	Wear	—
DSRT08A-3	DRPT-2C	—	Wear	—

Overall Dimensions, Wiring Diagrams

DSRT05A-3

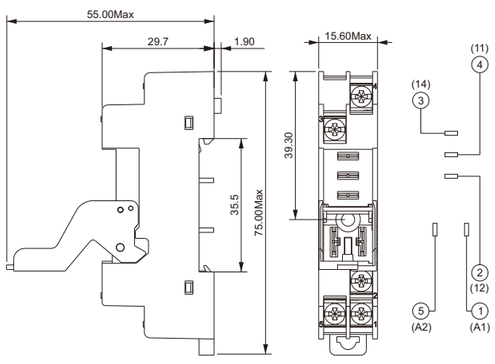

DSRT08A-3

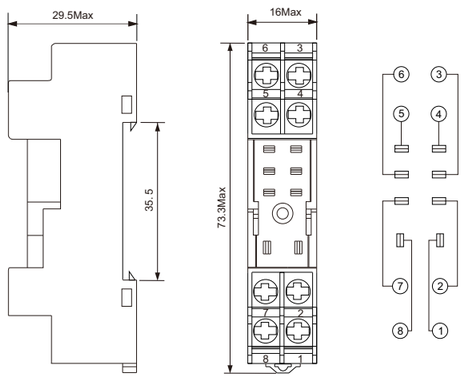

DSRT Relay Socket

CE RoHS



DSRT05A-E3 DSRT08A-E3

Features

- Protective socket,05A:16A,08A:10A.
- Green product RoHS.

DSRT 08A-E 3-00A（H）

- Product Category:DSRT
- Pin Number:05A,08A
- Protect way:E:Protective structure
- Colour:3:Black
- RoHS:H

Performance Parameters

Technical parameters

Product type	DSRT05A-E3	DSRT08A-E3
Rated current	16A	10A
Rated voltage	300V	
Coil/Contact dielectric voltage	2000V/S	
Dielectric voltage between contact	2000V/S	
Screw torque	1.0Nm	
External connection wire	20-14AWG/0.5-2.5mm^2	
Ambient temperature	-40~+65℃	
Weight	22g	27g

Supporting relays and accessories

Product type	Relay	Module	Plastic pull clasp	Metal clamp spring
DSRT05A-E3	DRPT-1C	—	Wear	—
DSRT08A-E3	DRPT-2C	—	Wear	—

Overall Dimensions, Wiring Diagrams

DSRT05A-E3

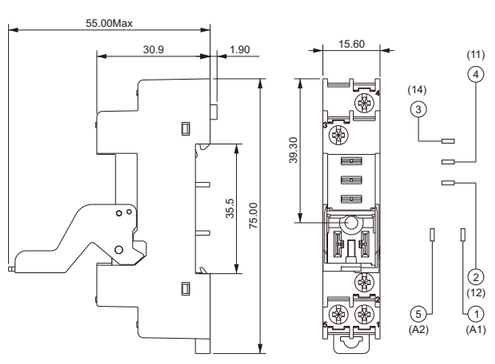

DSRT08A-E3

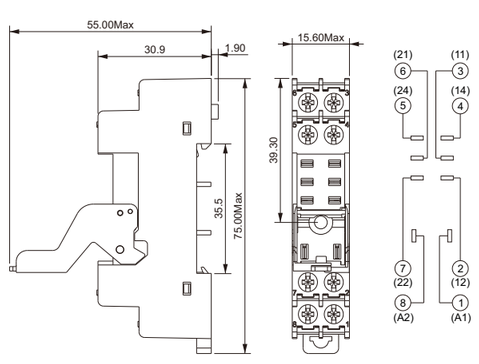

DSRT Relay Socket

CE RoHS



DSRT05A-F3 DSRT08A-F3

Features

- General socket,05A:16A,08A:10A.
- Green product RoHS.

DSRT 08A-F 3-00A（H）

- Product Category:DSRT
- Pin Number:05A,08A
- Protect way:F:Separable structure
- Colour:3:Black
- RoHS:H

Performance Parameters

Technical parameters

Product type	DSRT05A-F3	DSRT08A-F3
Rated current	16A	10A
Rated voltage	300V	
Coil/Contact dielectric voltage	4000V/S	
Dielectric voltage between contact	2500V/S	
Screw torque	1.0Nm	
External connection wire	20-14AWG/0.5-2.5mm^2	
Ambient temperature	-45~+85℃	
Weight	22g	27g

Supporting relays and accessories

Product type	Relay	Module	Plastic pull clasp	Metal clamp spring
DSRT05A-F3	DRPT-1C	DMD	Wear	—
DSRT08A-F3	DRPT-2C	DMD	Wear	—

Overall Dimensions, Wiring Diagrams

DSRT05A-F3

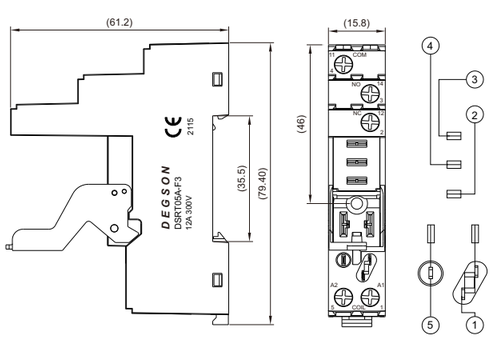

DSRT08A-F3

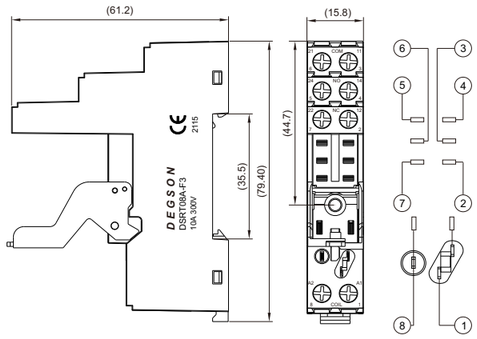

DPRT Relay Socket

CE RoHS



DPRT05A-F3 DPRT08A-F3

Features

- Push-in connection, general socket,05A:16A,08A:10A.
- Green product RoHS.

DPRT 08A-F 3-00A（H）

- Product Category:DPRT
- Pin Number:05A,08A
- Protect way:F:Separable structure
- Colour:3:Black
- RoHS:H

Performance Parameters

Technical parameters

Product type	DPRT05A-F3	DPRT08A-F3
Rated current	16A	10A
Rated voltage	300V	
Coil/Contact dielectric voltage	4000V/S	
Dielectric voltage between contact	2500V/S	
External connection wire	20-14AWG/0.5-2.5mm^2	
Ambient temperature	-45~+85℃	
Weight	32g	42g

Supporting relays and accessories

Product type	Relay	Module	Plastic pull clasp	Metal clamp spring
DPRT05A-F3	DRPT-1C	DMD	Wear	—
DPRT08A-F3	DRPT-2C	DMD	Wear	—

Overall Dimensions, Wiring Diagrams

DPRT05A-F3

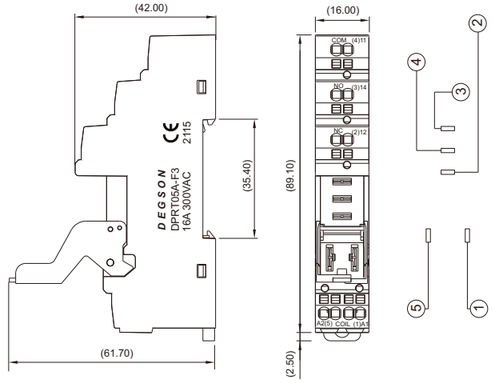

DPRT08A-F3

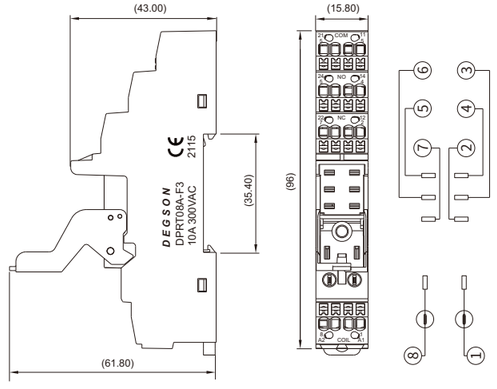

DRPE Power Relay

CE RoHS

HOT



DRPE-2CH



DRPE-4C

Features

- Small size,2CH:10A,4C:5A switching power.
- Multiple sockets optional.
- With test button and instruction window.
- Green product RoHS.

Performance Parameters

Contact parameters

Contact form	2CH,4C	
Contact material	Ag alloy	
Resistive load	2CH:10A@240VAC/28VDC	4C:5A@240VAC/28VDC
Switch power	2CH:2400VA/280W	4C:1200VA/140W
Contact resistance(Initial)	<50mΩ	
Electrical life(1s on/1s off)	>1x10^5(1800 Ops/h)	
Mechanical life(300cycles/min)	>1x10^7(18000 Ops/h)	

Coil parameters

Rated voltage (DC)	DC12V	DC24V	DC48V	DC110V	DC220V	
Rated resistance(±10%)	160Ω	640Ω	2560Ω	13000Ω	53777Ω	
Rated voltage (AC)	AC24V	AC48V	AC110V	AC220V	AC380V	
Rated resistance(±10%)	168Ω	672Ω	3529Ω	14116Ω	42116Ω	
Operate voltage	DC:≤75%(Rated voltage);AC:≤80%(Rated voltage)					
Release voltage	DC:≥10%(Rated voltage);AC:≥30%(Rated voltage)					
Max input voltage	110%(Rated voltage)					
Coil power	0.9W/1.2VA					
Operate time	<20ms					
Release time	<20ms					

Universal parameters

Insulation resistance	1000MΩ(500VDC)
Dielectric voltage	
Between contacts	1000VAC/1min
Between contacts(different pole)	1500VAC/1min
Between contacts and coil	1500VAC/1min
Shock withstanding	10G(Half sine wave pulse 11ms)
Vibration withstanding	10-55Hz(Double amplitude 1.0mm)
Ambient temperature	-25...+55℃
Ambient humidity	45%~75%RH
Weight	35g
Matching socket	2CH:DPYF08A series DPKF08A series ; 4C:DPYF14A series DPKF14A series

Model Order

DRPE－2CH －LR－D24－07A（H）

- RoHS:H
- Coil voltage: DC:D12,D24,D48,D110,D220 AC:A24,A48,A110,A220,A380
- Function option: LR:LED+Self-locking button;LDR:LED+Diode+Self-locking button
- Contact form:2CH,4C
- Product Category:DRPE

Overall Dimensions

DRPE-2CH/4C

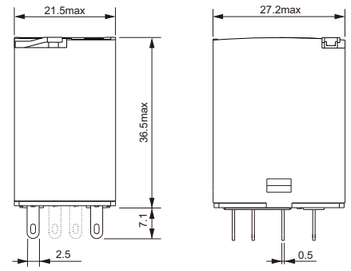

Installation Diagrams, Wiring Diagrams

DRPE-2CH

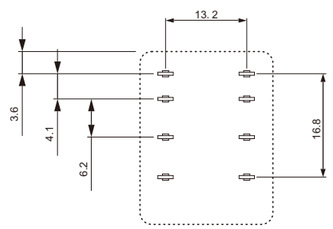

DRPE-4C

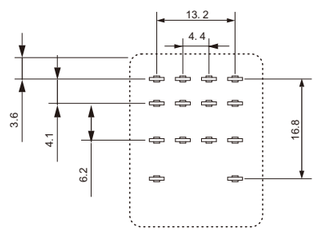

DRPE-2CH-LR

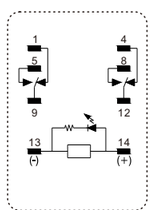

DRPE-2CH-LDR

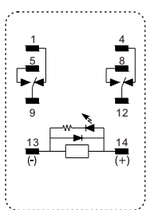

DRPE-4C-LR

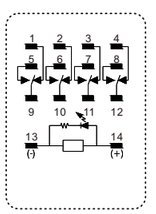

DRPF-4C-LDR

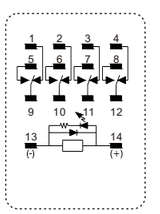

DPYF Relay Socket

CE RoHS



DPYF08A-3　　DPYF14A-3

Features

- General socket,08A:10A，14A:7A.
- Green product RoHS.

DPYF 08A-3-00A（H）

Product Category:DPYF
Pin Number:08A,14A
Colour:3:Black
RoHS:H

Performance Parameters

Technical parameters

Product type	DPYF08A-3	DPYF14A-3
Rated current	10A	7A
Rated voltage	300V	
Coil/Contact dielectric voltage	2000V/S	
Dielectric voltage between contact	2000V/S	
Screw torque	1.0Nm	
External connection wire	20-14AWG/0.5-2.5mm^2	
Ambient temperature	-40~+65℃	
Weight	34g	56g

Supporting relays and accessories

Product type	Relay	Module	Plastic pull clasp	Metal clamp spring
DPYF08A-3	DRPE-2CH	—	—	Wear
DPYF14A-3	DRPE-4C	—	—	Wear

Overall Dimensions, Wiring Diagrams

DPYF08A-3

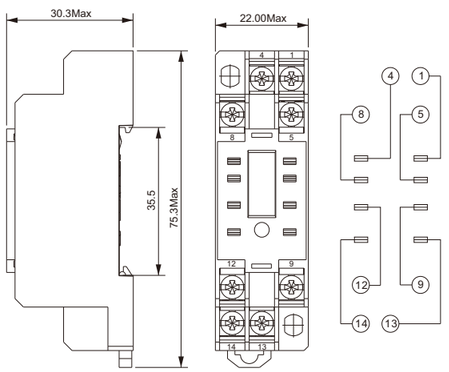

DPYF14A-3

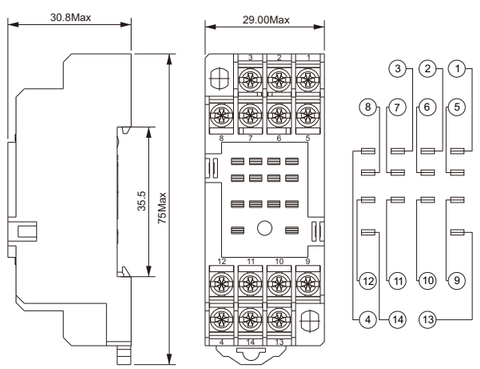

DPYF Relay Socket

CE RoHS

HOT



DPYF08A-E3　　DPYF14A-E3

Features

- Protective socket,08A:10A,14A:7A.
- Green product RoHS.

DPYF 08A-E 3-00A（H）

Product Category:DPYF
Pin Number:08A,14A
Protect way:E:Protective structure
Colour:3:Black
RoHS:H

Performance Parameters

Technical parameters

Product type	DPYF08A-E3	DPYF14A-E3
Rated current	10A	7A
Rated voltage	300V	
Coil/Contact dielectric voltage	2000V/S	
Dielectric voltage between contact	2000V/S	
Screw torque	1.0Nm	
External connection wire	20-14AWG/0.5-2.5mm^2	
Ambient temperature	-40~+65℃	
Weight	34g	56g

Supporting relays and accessories

Product type	Relay	Module	Plastic pull clasp	Metal clamp spring
DPYF08A-E3	DRPE-2CH	—	—	Wear
DPYF14A-E3	DRPE-4C	—	—	Wear

Overall Dimensions, Wiring Diagrams

DPYF08A-E3

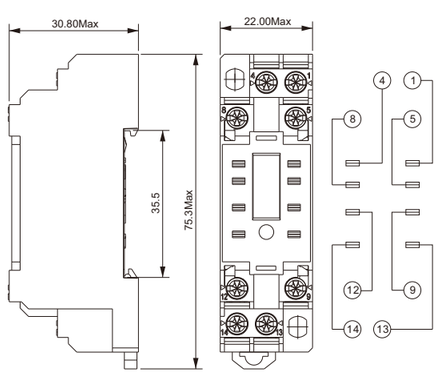

DPYF14A-E3

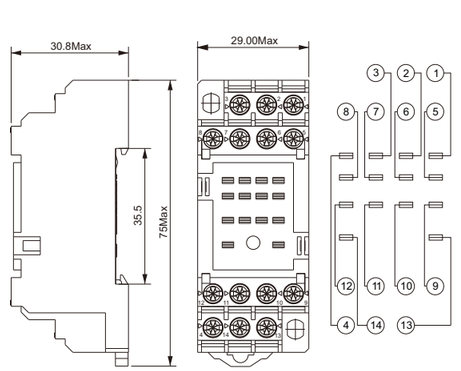

DPKF Relay Socket

CE RoHS



DPKF08A-E3 DPKF14A-E3

Features

- Protective socket,08A:12A,14A:10A.
- Green product RoHS.

DPKF 08A-E 3-00A（H）

- Product Category:DPKF
- Pin Number:08A,14A
- Protect way:E:Protective structure
- Colour:3:Black
- RoHS:H

Performance Parameters

Technical parameters

Product type	DPKF08A-E3	DPKF14A-E3
Rated current	12A	10A
Rated voltage	300V	
Coil/Contact dielectric voltage	2500V/S	
Dielectric voltage between contact	2500V/S	
Screw torque	1.0Nm	
External connection wire	20-14AWG/0.5-2.5mm^2	
Ambient temperature	-40~+85℃	
Weight	35g	45g

Supporting relays and accessories

Product type	Relay	Module	Plastic pull clasp	Metal clamp spring
DPKF08A-E3	DRPE-2CH	—	—	T-35A
DPKF14A-E3	DRPE-4C	DMD	—	T-35A

Overall Dimensions, Wiring Diagrams

DPKF08A-E3

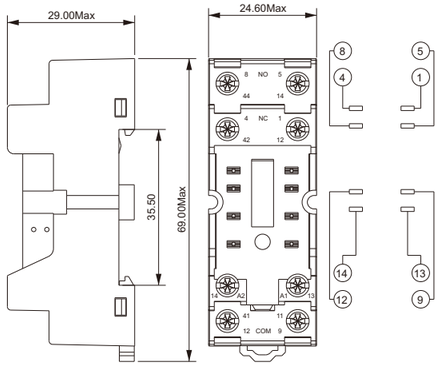

DPKF14A-E3

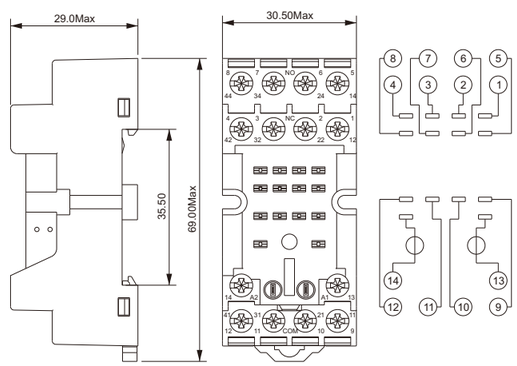

DPKF Relay Socket

CE RoHS



DPKF08A-F3 DPKF14A-F3

Features

- Separable structure socket,08A:12A,14A:10A .
- Green product RoHS.

DPKF 08A-F 3-00A（H）

- Product Category:DPKF
- Pin Number:08A,14A
- Protect way:F:Separable structure
- Colour:3:Black
- RoHS:H

Performance Parameters

Technical parameters

Product type	DPKF08A-F3	DPKF14A-F3
Rated current	12A	10A
Rated voltage	300V	
Coil/Contact dielectric voltage	4000V/S	
Dielectric voltage between contact	2500V/S	
Screw torque	1.0Nm	
External connection wire	20-14AWG/0.5-2.5mm^2	
Ambient temperature	-40~+85℃	
Weight	50g	62g

Supporting relays and accessories

Product type	Relay	Module	Plastic pull clasp	Metal clamp spring
DPKF08A-F3	DRPE-2CH	DMD	Wear	—
DPKF14A-F3	DRPE-4C	DMD	Wear	—

Overall Dimensions, Wiring Diagrams

DPKF08A-F3

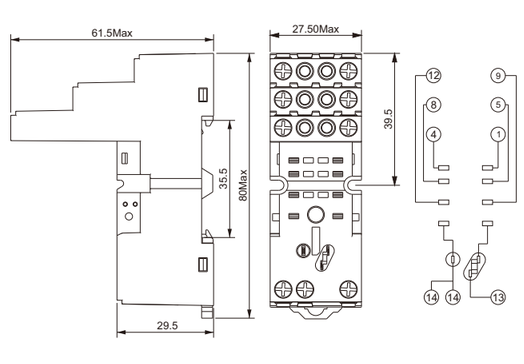

DPKF14A-F3

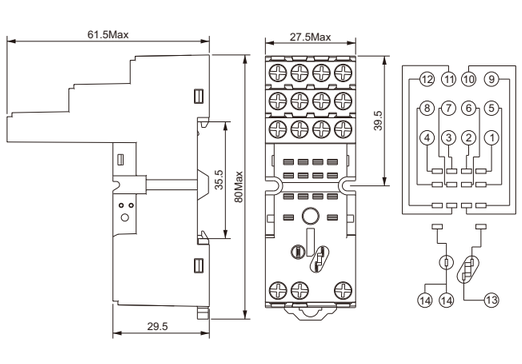

DRPL Power Relay

CE RoHS



DRPL-2C



DRPL-4C

Features

- High power,10A switching power.
- Multiple sockets optional.
- Various specification,LED is optional.
- Green product RoHS.

Performance Parameters

Contact parameters

Contact form	2C,4C
Contact material	AgNi,AgSnO
Resistive load	10A@250VAC/28VDC
Motor load	2C:1/3HP@240VAC 4C:1/6HP@240VAC
Switch power	2500VA,300W
Contact resistance(Initial)	<50mΩ
Electrical life(1s on/1s off)	>1x10^5(1800 Ops/h)
Mechanical life(300cycles/min)	>1x10^7(18000 Ops/h)

Coil parameters

Rated voltage (DC)		DC12V	DC24V	DC48V	DC110V	DC220V
Rated resistance(±10%)	2C	180Ω	640Ω	2600Ω	13000Ω	42000Ω
	4C	96Ω	360Ω	1540Ω	6800Ω	29000Ω
Rated voltage (AC)		AC24V	AC48V	AC110V	AC230V	AC380V
Rated resistance(±10%)	2C	180Ω	640Ω	4430Ω	16500Ω	42000Ω
	4C	80Ω	320Ω	1680Ω	8000Ω	20000Ω
Operate voltage		DC:≤75%(Rated voltage);AC:≤80% (Rated voltage)				
Release voltage		DC:≥10%(Rated voltage);AC:≥30% (Rated voltage)				
Max input voltage		110%(Rated voltage)				
Coil power		2C:0.9W/1.2VA ; 4C:1.5W/2.5VA				
Operate time		<20ms				
Release time		<20ms				

Universal parameters

Insulation resistance	500MΩ(500VDC)
Dielectric voltage	
Between contacts	1000VAC/1min
Between contacts(different pole)	2000VAC/1min
Between contacts and coil	2000VAC/1min
Shock withstanding	10G(Half sine wave pulse 11ms)
Vibration withstanding	10-55Hz(Double amplitude 1.0mm)
Ambient temperature	-40...+70℃
Ambient humidity	35%~85%RH
Weight	35g
Matching socket	2C:DPTF08A series ; 4C:DPTF14A series

Model Order

DRPL－4C －L－ D24－02A（H）

- RoHS:H
- Coil voltage:
  DC:D12,D24,D48,D110,D220
  AC:A24,A48,A110,A230,A380
- Function option:Blank:Routine;
  L:LED;LD:LED+Diode
- Contact form:2C,4C
- Product Category:DRPL

Overall Dimensions

DRPL-2C

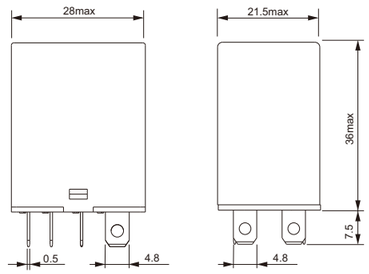

DRPL-4C

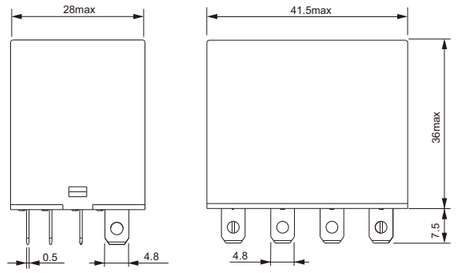

Installation Diagrams, Wiring Diagrams

DRPL-2C

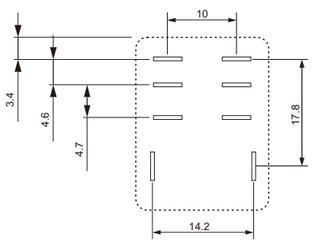

DRPL-4C

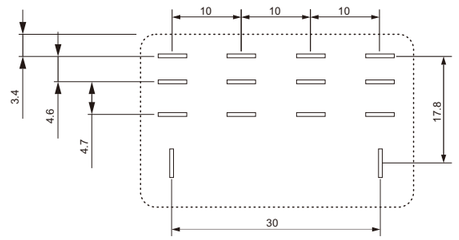

DRPL-2C DRPL-2C-L

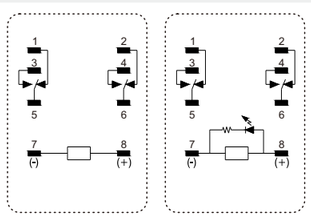

DRPL-4C DRPL-4C-L

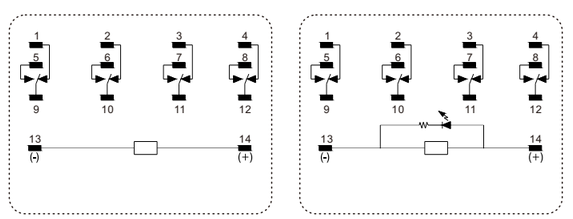

DPTF Relay Socket

CE RoHS



DPTF08A-3 DPTF14A-3

Features

- General socket,10A.
- Green product RoHS.

DPTF 08A-3-00A（H）

- Product Category:DPTF
- Pin Number:08A,14A
- Colour:3:Black
- RoHS:H

Performance Parameters

Technical parameters

Product type	DPTF08A-3	DPTF14A-3
Rated current	10A	10A
Rated voltage	300V	
Coil/Contact dielectric voltage	2000V/S	
Dielectric voltage between contact	2000V/S	
Screw torque	1.2Nm	
External connection wire	20-14AWG/0.5-2.5mm^2	
Ambient temperature	-40~+65℃	
Weight	45g	76g

Supporting relays and accessories

Product type	Relay	Module	Plastic pull clasp	Metal clamp spring
DPTF08A-3	DRPL-2C	—	—	Wear
DPTF14A-3	DRPL-4C	—	—	Wear

Overall Dimensions, Wiring Diagrams

DPTF08A-3

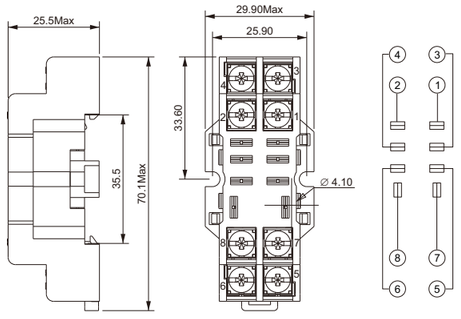

DPTF14A-3

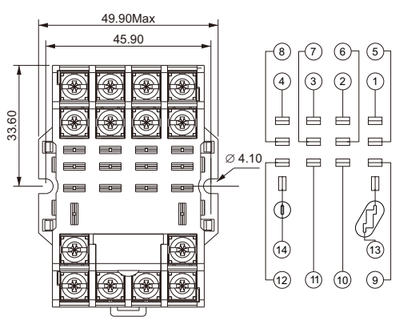

DPTF Relay Socket

CE RoHS

HOT



DPTF08A-E3 DPTF14A-E3

Features

- Protective socket,16A.
- Green product RoHS.

DPTF 08A-E 3-00A（H）

- Product Category:DPTF
- Pin Number:08A,14A
- Protect way:E:Protective structure
- Colour:3:Black
- RoHS:H

Performance Parameters

Technical parameters

Product type	DPTF08A-E3	DPTF14A-E3
Rated current	16A	
Rated voltage	300V	
Coil/Contact dielectric voltage	4000V/S	
Dielectric voltage between contact	2500V/S	
Screw torque	1.2Nm	
External connection wire	20-14AWG/0.5-2.5mm^2	
Ambient temperature	-40~+85℃	
Weight	46g	78g

Supporting relays and accessories

Product type	Relay	Module	Plastic pull clasp	Metal clamp spring
DPTF08A-E3	DRPL-2C	DMD	—	Wear
DPTF14A-E3	DRPL-4C	DND	—	Wear

Overall Dimensions, Wiring Diagrams

DPTF08A-E3

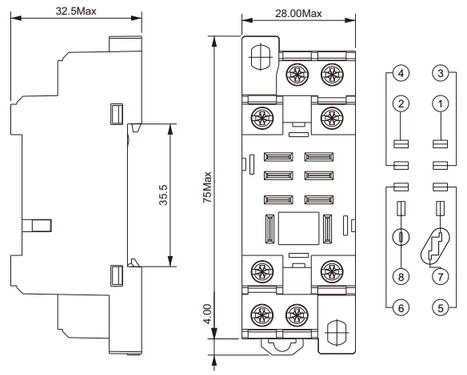

DPTF14A-E3

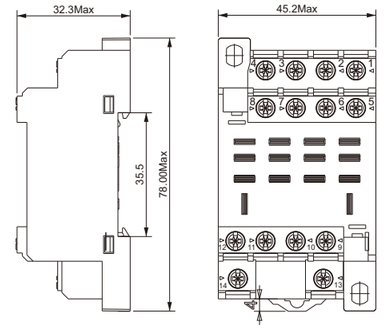

10P IDC Interface Module

CE RoHS



DM72-IDC-10-10-4Y-00A(H)
DM50-IDC-10-10-4Y-00A(H)

Features

- This module is 10P IDC connector corresponding to 10P terminal blocks.
- Can be used to connect all with 10P IDC connector PLC or controller.
- Save wiring space, time and cost.
- Convenient for repair and maintenance.

Dimensions

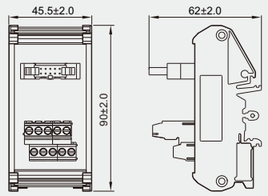

DM72-IDC-10-10-4Y-00A(H)

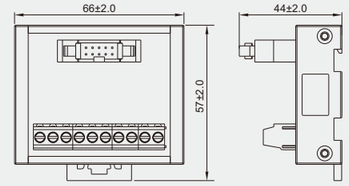

DM50-IDC-10-10-4Y-00A(H)

Performance Parameters

Rated Current/Voltage	1A/125VAC
Withstand Voltage	500VAC 1min
Insulation Resistance	500MΩ/500VDC
Stripping Length	7mm
Ambient Temperature	-20~+70℃
Maximum Torque	0.4Nm(3.54Lb-In)
Wire Range	26-12AWG
Mounting	35mm DIN

Suitable PLC

KEYENCE	KV-B16XA/XC KV series of small PLC
Panasonic FP0. FPΣ series	FP0-C16T/C16CT(IN Ministry) FP0-C16P/C16CP(IN Ministry) FP0-C32T/C32CT/T32CT(IN Ministry) FP0-C32P/C32CP/T32CP(IN Ministry) FP0-E16T/P(IN Ministry) FP0-E32T/P(IN Ministry) FP0-E8X FP0-E16X FPΣ-C28(IN Ministry) FPΣ-C32(IN Ministry) FP0-C16T/C16CT(OUT Ministry) FP0-C16P/C16CP(OUT Ministry) FP0-C32T/C32CT/T32CT(OUT Ministry) FP0-C32P/C32CP/T32CP(OUT Ministry) FP0-E16T/P(OUT Ministry) FP0-E32T/P(OUT Ministry) FP0-E8YT FP0-E16YT FPΣ-C28(OUT Ministry) FPΣ-C32(OUT Ministry)

Related Products

DX216-1 DX216-2 DX216-3 DX200-1 DX210-1

Circuit Diagram

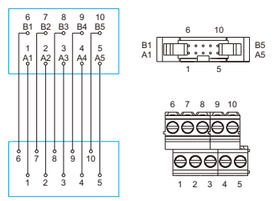

DM72-IDC-10-10-4Y-00A(H)

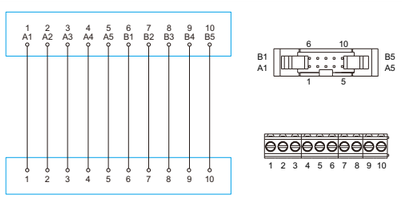

DM50-IDC-10-10-4Y-00A(H)

20P IDC Interface Module

CE RoHS



DM72-IDC-20-20-4Y-00A(H)
DM50-IDC-20-20-4Y-00A(H)

Features

- This module is 20P IDC connector corresponding to 20P terminal blocks.
- Can be used to connect all with 20P IDC connector PLC or controller.
- Save wiring space, time and cost.
- Convenient for repair and maintenance.

Dimensions

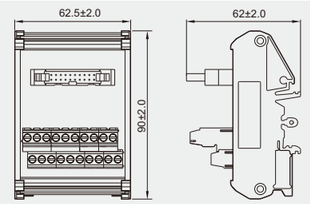

DM72-IDC-20-20-4Y-00A(H)

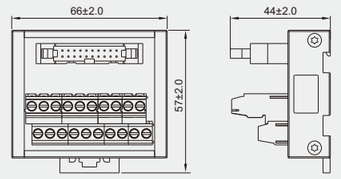

DM50-IDC-20-20-4Y-00A(H)

Performance Parameters

Rated Current/Voltage	1A/125VAC
Withstand Voltage	500VAC 1min
Insulation Resistance	500MΩ/500VDC
Stripping Length	7mm
Ambient Temperature	-20~+70℃
Maximum Torque	0.4Nm(3.54Lb-In)
Wire Range	26-12AWG
Mounting	35mm DIN

Suitable PLC

OMRON	CJ1W-MD232 CJ1W-MD233
MITSUBISHI Fxseries	FX1NC-16MT FX1NC-32MT FX2NC-16MT FX2NC-32MT FX3UC-32MT FX2NC-16EX FX2NC-16EX-C FX2NC-16EXL-C FX2NC-16EYT FX2NC-17EYT-C FX2N-10PG FX2N-10GM FX2N-20GM

Related Products

DX200-2 DX210-2 DX218-1 DX220-3 DX218-9

Circuit Diagram

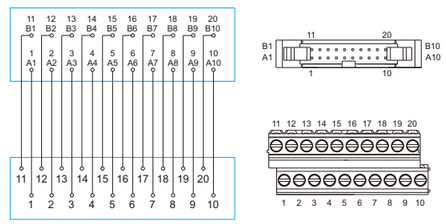

DM72-IDC-20-20-4Y-00A(H)
DM50-IDC-20-20-4Y-00A(H)

26P IDC Interface Module

CE RoHS



Features

- This module is 26P IDC connector corresponding to 26P terminal blocks.
- Can be used to connect all with 26P IDC connector PLC or controller.
- Save wiring space, time and cost.
- Convenient for repair and maintenance.

DM72-IDC-26-26-4Y-00A(H)
DM50-IDC-26-26-4Y-00A(H)

Dimensions

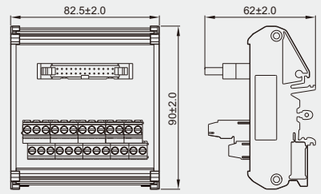

DM72-IDC-26-26-4Y-00A(H)

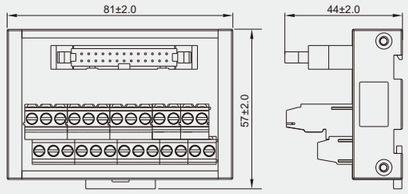

DM50-IDC-26-26-4Y-00A(H)

Performance Parameters

Rated Current/Voltage	1A/125VAC
Withstand Voltage	500VAC 1min
Insulation Resistance	500MΩ/500VDC
Stripping Length	7mm
Ambient Temperature	-20~+70℃
Maximum Torque	0.4Nm(3.54Lb-In)
Wire Range	26-12AWG
Mounting	35mm DIN

Suitable PLC

KEYENCE	KL-16CX KL-16CT KL-32CX KL-32CT

Circuit Diagram

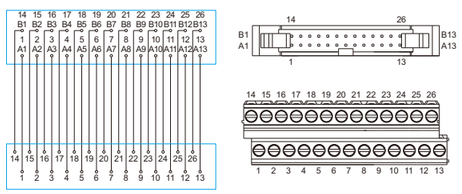

DM72-IDC-26-26-4Y-00A(H)
DM50-IDC-26-26-4Y-00A(H)

Related Products

DX200-26 DX210-6 DX220-2

34P IDC Interface Module

CE RoHS



Features

- This module is 34P IDC connector corresponding to 34P terminal blocks.
- Can be used to connect all with 34P IDC connector PLC or controller.
- Save wiring space, time and cost.
- Convenient for repair and maintenance.

DM72-IDC-34-34-4Y-00A(H)
DM50-IDC-34-34-4Y-00A(H)

Dimensions

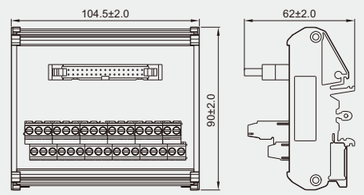

DM72-IDC-34-34-4Y-00A(H)

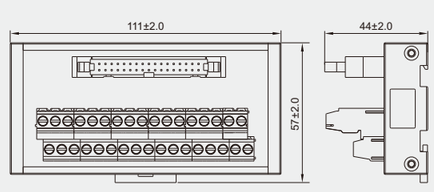

DM50-IDC-34-34-4Y-00A(H)

Performance Parameters

Rated Current/Voltage	1A/125VAC
Withstand Voltage	500VAC 1min
Insulation Resistance	500MΩ/500VDC
Stripping Length	7mm
Ambient Temperature	-20~+70℃
Maximum Torque	0.4Nm(3.54Lb-In)
Wire Range	26-12AWG
Mounting	35mm DIN

Suitable PLC

KEYENCE	KL- C32XA/C KL- C64XA/C KL- C32TA/C KL- C64TA/C

Circuit Diagram

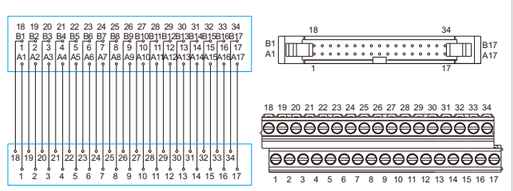

DM72-IDC-34-34-4Y-00A(H)
DM50-IDC-34-34-4Y-00A(H)

Related Products

DX200-3 DX210-3

40P IDC Interface Module

CE RoHS



DM72-IDC-40-40-4Y-00A(H)
DM50-IDC-40-40-4Y-10A(H)

Features

- This module is 40P IDC connector corresponding to 40P terminal blocks.
- Can be used to connect all with 40P IDC connector PLC or controller.
- Save wiring space, time and cost.
- Convenient for repair and maintenance.

Dimensions

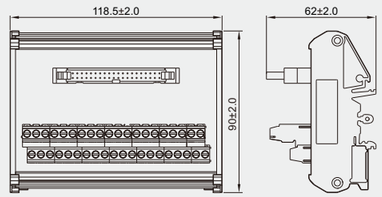

DM72-IDC-40-40-4Y-00A(H)

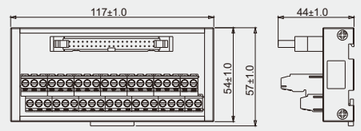

DM50-IDC-40-40-4Y-10A(H)

Performance Parameters

Rated Current/Voltage	1A/125VAC
Withstand Voltage	500VAC 1min
Insulation Resistance	500MΩ/500VDC
Stripping Length	7mm
Ambient Temperature	-20~+70℃
Maximum Torque	0.4Nm(3.54Lb-In)
Wire Range	26-12AWG
Mounting	35mm DIN

Suitable PLC

KEYENCE	KV-1000 / KV-3000 / KV-5000 KV-H20S / KV-H40S
OMRON	CJ1W-ID231 / CJ1W-ID261 CJ1W-MD261(IN terminal) CJ1W-ID232 / CJ1W-ID262 CJ1W-MD263(IN terminal) CJ1W-MD563(IN terminal) CJ1W-OD231 / CJ1W-OD261 CJ1W-MD261(OUT terminal) CJ1W-OD232 / CJ1W-OD233 CJ1W-OD262 / CJ1W-OD263 CJ1W-MD263(OUT terminal) CJ1W-MD563(OUT terminal) CJ1M-CPU21 CJ1M-CPU22 CJ1M-CPU23
MITSUBISHI Qseries	Qx41 QX41-S1 Qx42 QX42-S1 Qx71 Qx72 QY41P QY42P Qy71 QH42P QD70P4 QD70P QD70D QD75M
Panasonic FP0. FPΣ FP2 series	FP2-XT64D2T/P FP2-C1D FP2-X32D2 FP2-X64D2 FP2-32T/P FP2-Y64T/P FP2-XY64D2T/XY64D7T FP2-XY64D2P/XY64D7P FP2-PP21 FP2-PP22 FP2-PP41 FP2-PP42 FP2-HSCT FP2-PXYT
SIEMENS	40P Plug with a full range
Yokogawa PLCFA-M3 series	F3WD64-3N F3WD64-3F F3WD32-3F

Circuit Diagram

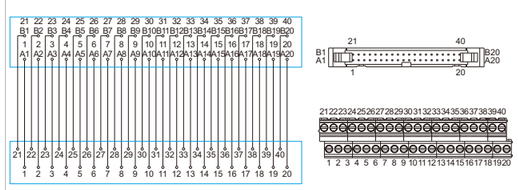

DM72-IDC-40-40-4Y-00A(H)
DM50-IDC-40-40-4Y-10A(H)

Related Products

DX217-1 DX217-2 DX212-1 DX219-2 DX200-4
DX210-4 DX210-5

50P IDC Interface Module

CE RoHS



DM72-IDC-50-50-4Y-00A(H)
DM50-IDC-50-50-4Y-00A(H)

Features

- This module is 50P IDC connector corresponding to 50P terminal blocks.
- Can be used to connect all with 50P IDC connector PLC or controller.
- Save wiring space, time and cost.
- Convenient for repair and maintenance.

Dimensions

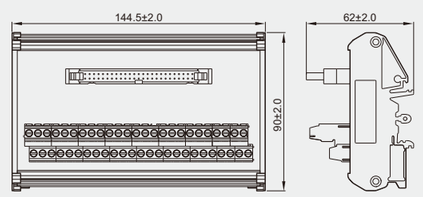

DM72-IDC-50-50-4Y-00A(H)

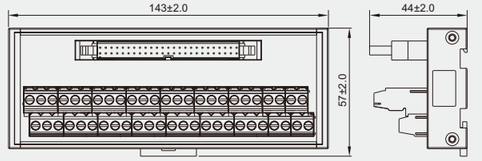

DM50-IDC-50-50-4Y-00A(H)

Performance Parameters

Rated Current/Voltage	1A/125VAC
Withstand Voltage	500VAC 1min
Insulation Resistance	500MΩ/500VDC
Stripping Length	7mm
Ambient Temperature	-20~+70℃
Maximum Torque	0.4Nm(3.54Lb-In)
Wire Range	26-12AWG
Mounting	35mm DIN

Suitable PLC

—

Circuit Diagram

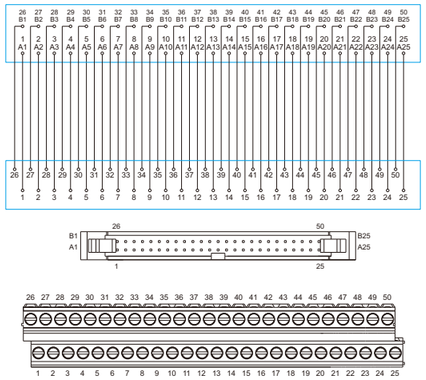

DM72-IDC-50-50-4Y-00A(H)
DM50-IDC-50-50-4Y-00A(H)

Related Products

—

20P IDC Interface Module

CE RoHS



DM50-IDC-20-20-4G-00A(H)

Features

- This module is 20P IDC connector corresponding to 20P barrier terminal blocks.
- Can be used to connect all with 20P IDC connector PLC or controller.
- Save wiring space, time and cost.
- Convenient for repair and maintenance.

Dimensions

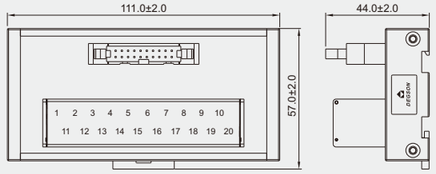

DM50-IDC-20-20-4G-00A(H)

Performance Parameters

Rated Current/Voltage	1A/125VAC
Withstand Voltage	500VAC 1min
Insulation Resistance	500MΩ/500VDC
Stripping Length	7mm
Ambient Temperature	-20~+70℃
Maximum Torque	4.43Lb-In
Wire Range	22-14AWG
Mounting	35mm DIN

Suitable PLC

OMRON	CJ1W-MD232 CJ1W-MD233
MITSUBISHI Fxseries	FX1NC-16MT FX1NC-32MT FX2NC-16MT FX2NC-32MT FX3UC-32MT FX2NC-16EX FX2NC-16EX-C FX2NC-16EXL-C FX2NC-16EYT FX2NC-17EYT-C FX2N-10PG FX2N-10GM FX2N-20GM

Circuit Diagram

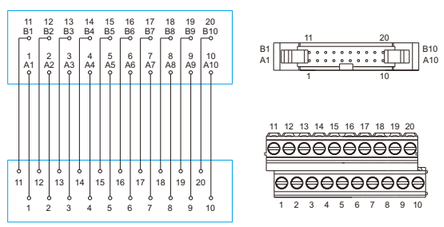

DM50-IDC-20-20-4G-00A(H)

Related Products

DX200-2 DX210-2 DX218-1 DX220-3 DX218-9

40P IDC Interface Module

CE RoHS



DM50-IDC-40-40-4G-00A(H)

Features

- This module is 40P IDC connector corresponding to 40P barrier terminal blocks.
- Can be used to connect all with 40P IDC connector PLC or controller.
- Save wiring space, time and cost.
- Convenient for repair and maintenance.

Dimensions

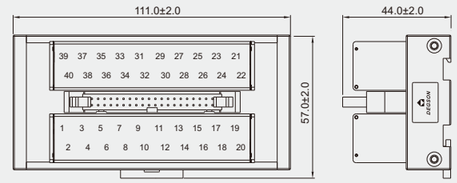

DM50-IDC-40-40-4G-00A(H)

Performance Parameters

Rated Current/Voltage	1A/125VAC
Withstand Voltage	500VAC 1min
Insulation Resistance	500MΩ/500VDC
Stripping Length	7mm
Ambient Temperature	-20~+70℃
Maximum Torque	4.43Lb-In
Wire Range	22-14AWG
Mounting	35mm DIN

Suitable PLC

KEYENCE	KV-1000 / KV-3000 / KV-5000 KV-H20S / KV-H40S
OMRON	CJ1W-ID231 / CJ1W-ID261 CJ1W-MD261(IN terminal) CJ1W-ID232 / CJ1W-ID262 CJ1W-MD263(IN terminal) CJ1W-MD563(IN terminal) CJ1W-OD231 / CJ1W-OD261 CJ1W-MD261(OUT terminal) CJ1W-OD232 / CJ1W-OD233 CJ1W-OD262 / CJ1W-OD263 CJ1W-MD263(OUT terminal) CJ1W-MD563(OUT terminal) CJ1M-CPU21 CJ1M-CPU22 CJ1M-CPU23
MITSUBISHI Qseries	Qx41 QX41-S1 Qx42 QX42-S1 Qx71 Qx72 QY41P QY42P Qy71 QH42P QD70P4 QD70P QD70D QD75M
Panasonic FP0、FPΣ FP2 series	FP2-XT64D2T/P FP2-C1D FP2-X32D2 FP2-X64D2 FP2-32T/P FP2-Y64T/P FP2-XY64D2T/XY64D7T FP2-XY64D2P/XY64D7P FP2-PP21 FP2-PP22 FP2-PP41 FP2-PP42 FP2-HSCT FP2-PXYT
SIEMENS	40P Plug with a full range
Yokogawa PLCFA-M3 series	F3WD64-3N F3WD64-3F F3WD32-3F

Circuit Diagram

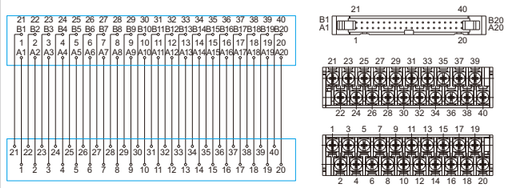

DM50-IDC-40-40-4G-00A(H)

Related Products

DX217-1 DX217-2 DX212-1 DX219-2 DX200-4
DX210-4 DX210-5

20、26、36、50P MDR Interface Module

CE RoHS



DM50-MDR-20-20-4Y-00A(H) DM50-MDR-26-26-4Y-00A(H)
DM50-MDR-36-36-4Y-00A(H) DM50-MDR-50-50-4Y-00A(H)

Features

- Including 20P, 26P, 36P, 50P MDR Interface module.
- Can be directly used in Mitsubishi, Yaskawa, Panasonic, Delta, Sanyo, AB servo driver signal interface.
- No need for welding wire, just one to one pin wiring.
- Save wiring space, time and cost.
- Convenient for repair and maintenance.

Dimensions

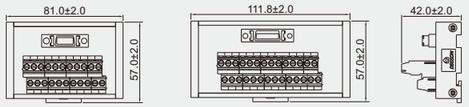

DM50-MDR-20-20-4Y-00A(H)

DM50-MDR-26-26-4Y-00A(H)

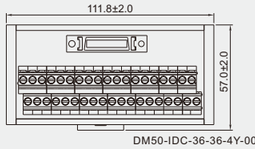

DM50-IDC-36-36-4Y-00A(H)

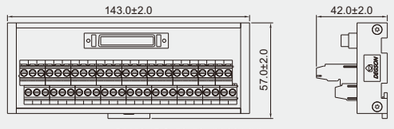

DM50-IDC-50-50-4Y-00A(H)

Performance Parameters

Rated Current/Voltage	1A/125VAC
Withstand Voltage	500VAC 1min
Insulation Resistance	500MΩ/500VDC
Stripping Length	7mm
Ambient Temperature	-20~+70℃
Maximum Torque	0.4Nm(3.54Lb-In)
Wire Range	26-12AWG
Mounting	35mm DIN

Suitable

PANASONIC DELTA KEYENCE SANYO YASKWA AB FUJI MITSUBISHI

Related Products

DX220-1 DX220-2 DX220-3

Circuit Diagram

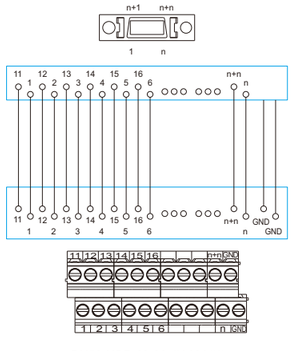

DM50-MDR-20-20-4Y-00A(H)
DM50-MDR-26-26-4Y-00A(H)
DM50-MDR-36-36-4Y-00A(H)

Circuit Diagram

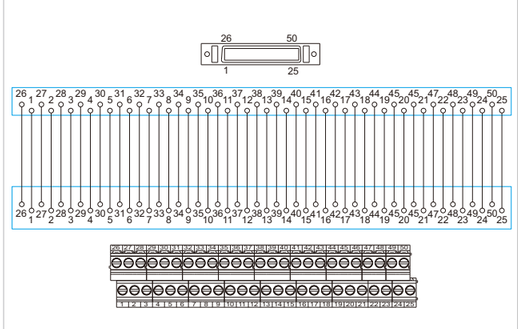

DM50-MDR-50-50-4Y-00A(H)

40P FCN Interface Module

CE RoHS



DM50-FCN-40-40-4Y-00A(H)

Features

- This module is 40P FCN Interface module.
- Can be used to connect various brands of servo or PLC controller.
- Save wiring space, time and cost.
- Convenient for repair and maintenance.

Dimensions

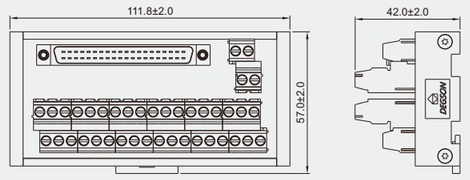

DM50-FCN-40-40-4Y-00A(H)

Performance Parameters

Rated Current/Voltage	1A/125VAC
Withstand Voltage	500VAC 1min
Insulation Resistance	500MΩ/500VDC
Stripping Length	7mm
Ambient Temperature	-20~+70℃
Maximum Torque	0.4Nm(3.54Lb-In)
Wire Range	26-12AWG
Mounting	35mm DIN

Suitable PLC

—

Circuit Diagram

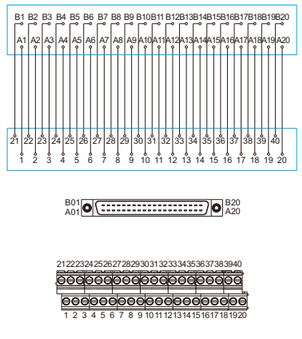

DM50-FCN-40-40-4Y-00A(H)

Related Products

—

Small D-SUB Female Interface Module

CE RoHS



DM50-DBJ-09-09-4Y-00A(H) DM50-DBJ-15-15-4Y-00A(H)
DM50-DBJ-25-25-4Y-00A(H) DM50-DBJ-37-37-4Y-00A(H)
DM50-DBJ-50-50-4Y-00A(H)

Features

- Including 9P, 15P, 25P, 37P, 50P D-SUB female splitter.
- Can be connected to a variety of servo drivers, motion control CARDS, touch screens, CNC systems etc.
- Save wiring space, time and cost.
- Convenient for repair and maintenance.

Dimensions

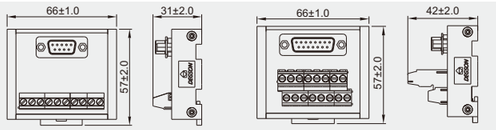

DM50-DBJ-09-09-4Y-00A(H)

DM50-DBJ-15-15-4Y-00A(H)

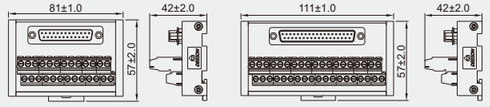

DM50-DBJ-25-25-4Y-00A(H)

DM50-DBJ-37-37-4Y-00A(H)

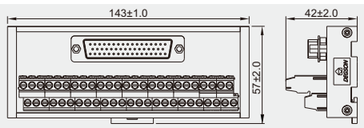

DM50-DBJ-50-50-4Y-00A(H)

Performance Parameters

Rated Current/Voltage	1A/125VAC
Withstand Voltage	500VAC 1min
Insulation Resistance	500MΩ/500VDC
Stripping Length	7mm
Ambient Temperature	-20~+70℃
Maximum Torque	0.4Nm(3.54Lb-In)
Wire Range	26-12AWG
Mounting	35mm DIN

Circuit Diagram

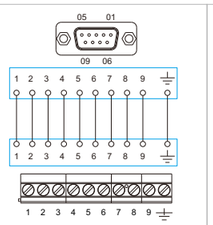

DM50-DBJ-09-09-4Y-00A(H)

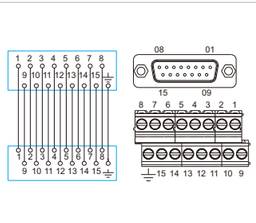

DM50-DBJ-15-15-4Y-00A(H)

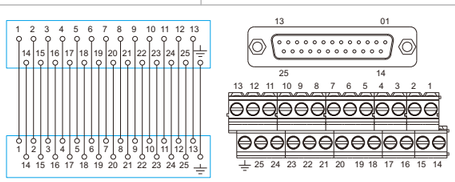

DM50-DBJ-25-25-4Y-00A(H)

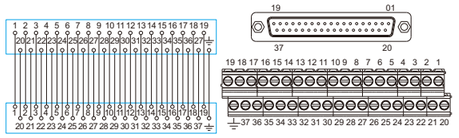

DM50-DBJ-37-37-4Y-00A(H)

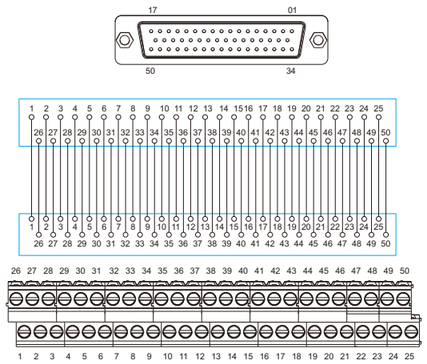

DM50-DBJ-50-50-4Y-00A(H)

Small D-SUB Male Interface Module

CE RoHS



DM50-DBK-09-09-4Y-00A(H) DM50-DBK-15-15-4Y-00A(H)
DM50-DBK-25-25-4Y-00A(H) DM50-DBK-37-37-4Y-00A(H)
DM50-DBK-50-50-4Y-00A(H)

Features

- Including 9P, 15P, 25P, 37P, 50P D-SUB male splitter.
- Can be connected to a variety of servo drivers, motion control CARDS, touch screens, CNC systems etc.
- Save wiring space, time and cost.
- Convenient for repair and maintenance.

Dimensions

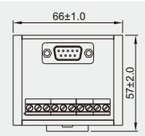

DM50-DBK-09-09-4Y-00A(H)

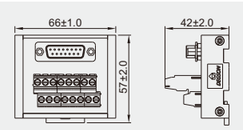

DM50-DBK-15-15-4Y-00A(H)

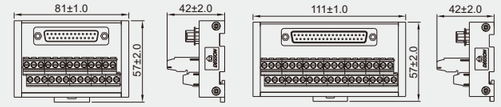

DM50-DBK-25-25-4Y-00A(H)

DM50-DBK-37-37-4Y-00A(H)

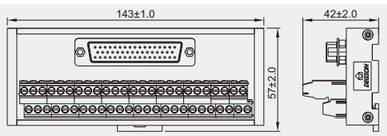

DM50-DBK-50-50-4Y-00A(H)

Performance Parameters

Rated Current/Voltage	1A/125VAC
Withstand Voltage	500VAC 1min
Insulation Resistance	500MΩ/500VDC
Stripping Length	7mm
Ambient Temperature	-20~+70℃
Maximum Torque	0.4Nm(3.54Lb-In)
Wire Range	26-12AWG
Mounting	35mm DIN

Circuit Diagram

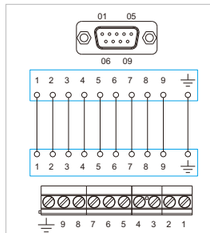

DM50-DBK-09-09-4Y-00A(H)

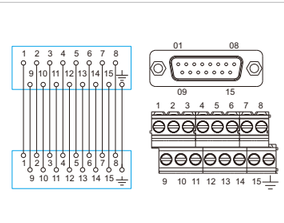

DM50-DBJ-15-15-4Y-00A(H)

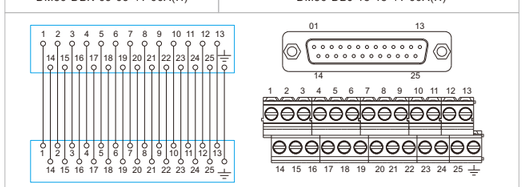

DM50-DBJ-25-25-4Y-00A(H)

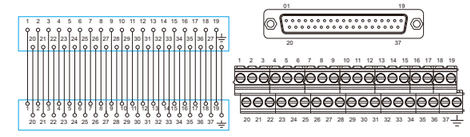

DM50-DBJ-37-37-4Y-00A(H)

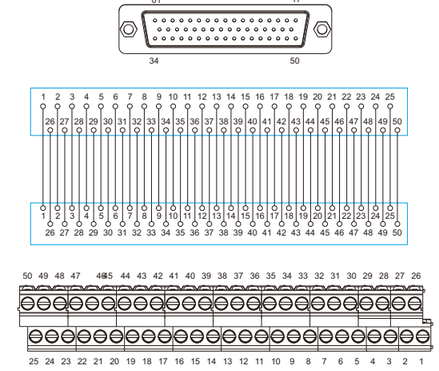

DM50-DBJ-50-50-4Y-00A(H)

D-SUB Female Interface Module

CE RoHS



DM72-DBJ-09-09-4Y-00A(H) DM72-DBJ-15-15-4Y-00A(H)
DM72-DBJ-25-25-4Y-00A(H) DM72-DBJ-37-37-4Y-00A(H)
DM72-DBJ-50-50-4Y-00A(H)

Features

- Including 9P, 15P, 25P, 37P, 50P D-SUB female splitter.
- Can be connected to a variety of servo drivers, motion control CARDS, touch screens, CNC systems etc.
- Save wiring space, time and cost.
- Convenient for repair and maintenance.

Dimensions

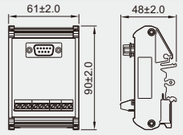

DM72-DBJ-09-09-4Y-00A(H)

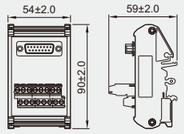

DM72-DBJ-15-15-4Y-00A(H)

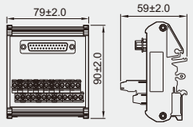

DM72-DBJ-25-25-4Y-00A(H)

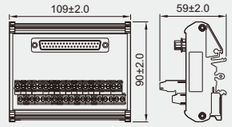

DM72-DBJ-37-37-4Y-00A(H)

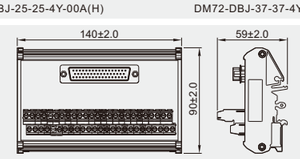

DM72-DBJ-50-50-4Y-00A(H)

Performance Parameters

Rated Current/Voltage	1A/125VAC
Withstand Voltage	500VAC 1min
Insulation Resistance	500MΩ/500VDC
Stripping Length	7mm
Ambient Temperature	-20~+70℃
Maximum Torque	0.4Nm(3.54Lb-In)
Wire Range	26-12AWG
Mounting	35mm DIN

Circuit Diagram

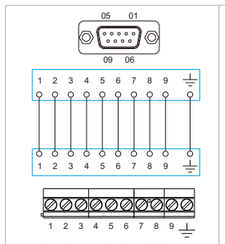

DM72-DBJ-09-09-4Y-00A(H)

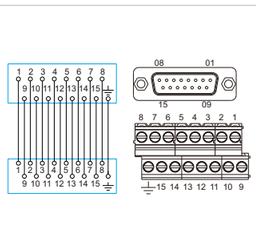

DM72-DBJ-15-15-4Y-00A(H)

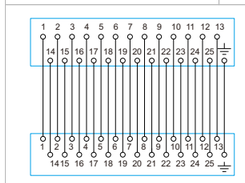

DM72-DBJ-25-25-4Y-00A(H)

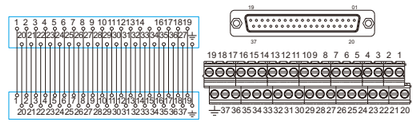

DM72-DBJ-37-37-4Y-00A(H)

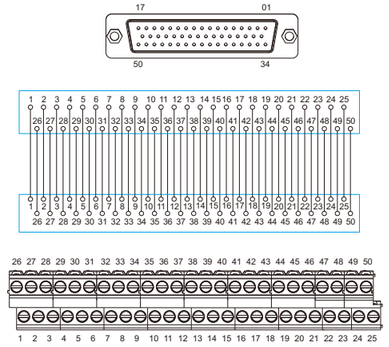

DM72-DBJ-50-50-4Y-00A(H)

D-SUB Male Interface Module

CE RoHS



DM72-DBK-09-09-4Y-00A(H) DM72-DBK-15-15-4Y-00A(H)
DM72-DBK-25-25-4Y-00A(H) DM72-DBK-37-37-4Y-00A(H)
DM72-DBK-50-50-4Y-00A(H)

Features

- Including 9P, 15P, 25P, 37P, 50P D-SUB male splitter.
- Can be connected to a variety of servo drivers, motion control CARDS, touch screens, CNC systems etc.
- Save wiring space, time and cost.
- Convenient for repair and maintenance.

Dimensions

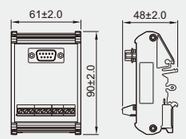

DM72-DBK-09-09-4Y-00A(H)

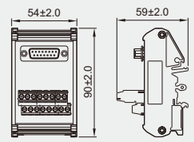

DM72-DBK-15-15-4Y-00A(H)

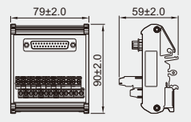

DM72-DBK-25-25-4Y-00A(H)

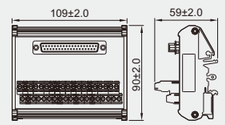

DM72-DBK-37-37-4Y-00A(H)

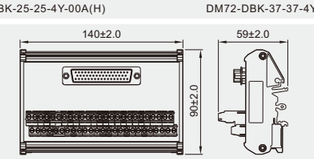

DM72-DBK-50-50-4Y-00A(H)

Performance Parameters

Rated Current/Voltage	1A/125VAC
Withstand Voltage	500VAC 1min
Insulation Resistance	500MΩ/500VDC
Stripping Length	7mm
Ambient Temperature	-20~+70℃
Maximum Torque	0.4Nm(3.54Lb-In)
Wire Range	26-12AWG
Mounting	35mm DIN

Circuit Diagram

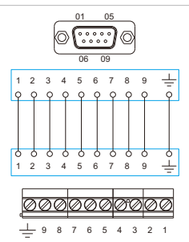

DM72-DBK-09-09-4Y-00A(H)

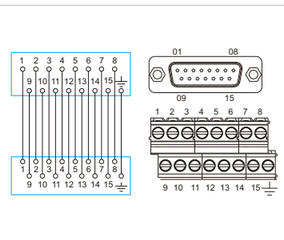

DM72-DBK-15-15-4Y-00A(H)

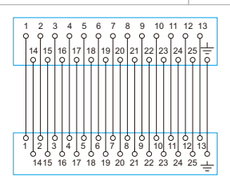

DM72-DBK-25-25-4Y-00A(H)

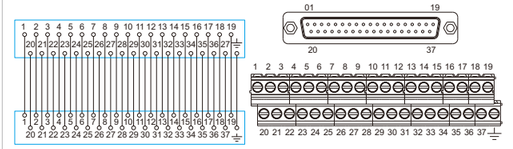

DM72-DBJ-37-37-4Y-00A(H)

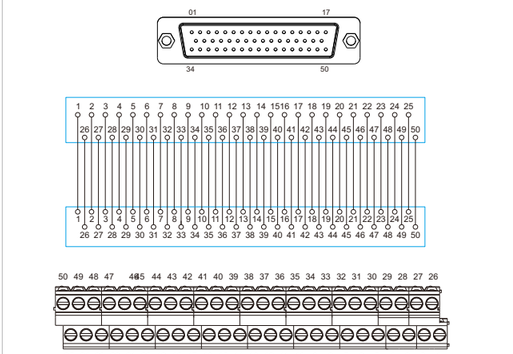

DM72-DBK-50-50-4Y-00A(H)

Relay Module

CE RoHS



DM72-RM-04-PN-4-44-11A(H) DM72-RM-08-PN-4-44-11A(H)
DM72-RM-12-PN-4-44-11A(H) DM72-RM-16-PN-4-44-11A(H)
DM72-RM-20-PN-4-44-11A(H)

Features

- Including 4, 8, 12, 16, 20 bit independent relay circuits.
- Applicable to NPN, PNP controller.
- The relay adopts 2C/O node and 1 to 1 output of the output end.
- Save wiring space, time and cost.
- Convenient for repair and maintenance.

Dimensions

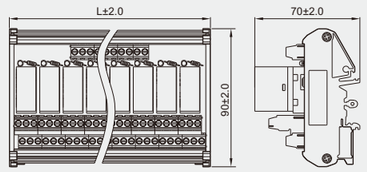

P/N	L * W * H mm
DM72-RM-04-PN-4-44-11A(H)	72 * 90 * 70
DM72-RM-08-PN-4-44-11A(H)	133 * 90 * 70
DM72-RM-12-PN-4-44-11A(H)	198 * 90 * 70
DM72-RM-16-PN-4-44-11A(H)	258 * 90 * 70
DM72-RM-20-PN-4-44-11A(H)	319 * 90 * 70

Performance Parameters

Withstand Voltage	500VAC 50Hz (1min)
Insulation Resistance	1000MΩ/500VDC
Coil Voltage	24VDC
Load Voltage	30VDC/240VAC
Load Current	5A
Load Type	2NO + 2NC
Ambient Temperature	-20~+70℃
Maximum Torque	0.4Nm(3.54Lb-In)
Wire Range	26-12AWG
Mounting	TS-15 TS-32 TS-35

Circuit Diagram

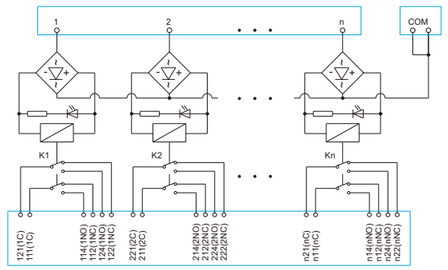

DM72-RM-04-PN-4-44-11A(H) DM72-RM-08-PN-4-44-11A(H)
DM72-RM-12-PN-4-44-11A(H) DM72-RM-16-PN-4-44-11A(H)
DM72-RM-20-PN-4-44-11A(H)

Relay P/N

Omron relay P/N: G2R-2 24VDC, the relay is consumable, if the service life of the same specification relay replacement.

◎ Please confirm the output contact capacity before use, do not exceed its scope.

Wiring Method

- Input control signal through 1 to 1 wiring of terminal block.
- When the control signal is NPN (low signal input), connect COM to 24V.
- When the control signal is PNP (high signal input), connect COM to 0V.

Relay Module

CE RoHS



DM72-RM-04-PN-2-44-101A(H) DM72-RM-08-PN-2-44-101A(H)
DM72-RM-12-PN-2-44-101A(H) DM72-RM-16-PN-2-44-101A(H)
DM72-RM-20-PN-2-44-101A(H)

Features

- Including 4, 8, 12, 16, 20 bit independent relay circuits.
- Applicable to NPN, PNP controller.
- The relay adopts 1C/O node and 1 to 1 output of the output end.
- Save wiring space, time and cost.
- Convenient for repair and maintenance.

Dimensions

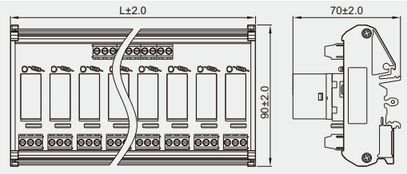

P/N	L * W * H mm
DM72-RM-04-PN-2-44-101A(H)	81.5 * 90 * 70
DM72-RM-08-PN-2-44-101A(H)	156 * 90 * 70
DM72-RM-12-PN-2-44-101A(H)	230 * 90 * 70
DM72-RM-16-PN-2-44-101A(H)	305 * 90 * 70
DM72-RM-20-PN-2-44-101A(H)	380 * 90 * 70

Performance Parameters

Withstand Voltage	500VAC 50Hz (1min)
Insulation Resistance	1000MΩ/500VDC
Coil Voltage	24VDC
Load Voltage	30VDC/240VAC
Load Current	16A
Load Type	1NO + 1NC
Ambient Temperature	-20~+70℃
Maximum Torque	0.4Nm(3.54Lb-In)
Wire Range	26-12AWG
Mounting	TS-15 TS-32 TS-35

Circuit Diagram

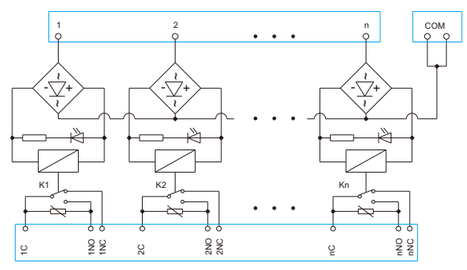

DM72-RM-04-PN-2-44-101A(H) DM72-RM-08-PN-2-44-101A(H)
DM72-RM-12-PN-2-44-101A(H) DM72-RM-16-PN-2-44-101A(H)
DM72-RM-20-PN-2-44-101A(H)

Relay P/N

Omron relay P/N: G2R-1-E 24VDC, the relay is consumable, if the service life of the same specification relay replacement.

◎ Please confirm the output contact capacity before use, do not exceed its scope.

Wiring Method

- Input control signal through 1 to 1 wiring of terminal block.
- When the control signal is NPN (low signal input), connect COM to 24V.
- When the control signal is PNP (high signal input), connect COM to 0V.

Relay Module

CE RoHS



Features

- Including 4, 8, 12, 16, 20 bit independent relay circuits.
- Applicable to NPN, PNP controller.
- The relay adopts 1C/O node and 1 to 1 output of the output end.
- Save wiring space, time and cost.
- Convenient for repair and maintenance.

DM72-RM-04-PN-2-44-11A(H) DM72-RM-08-PN-2-44-11A(H)
DM72-RM-12-PN-2-44-11A(H) DM72-RM-16-PN-2-44-11A(H)
DM72-RM-20-PN-2-44-11A(H)

Dimensions

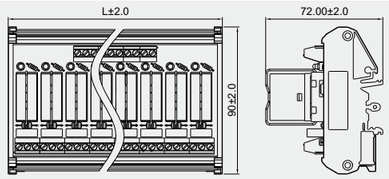

P/N	L * W * H mm
DM72-RM-04-PN-2-44-11A(H)	70 * 90 * 70
DM72-RM-08-PN-2-44-11A(H)	131 * 90 * 70
DM72-RM-12-PN-2-44-11A(H)	194 * 90 * 70
DM72-RM-16-PN-2-44-11A(H)	255 * 90 * 70
DM72-RM-20-PN-2-44-11A(H)	316 * 90 * 70

Performance Parameters

Withstand Voltage	500VAC 50Hz (1min)
Insulation Resistance	1000MΩ/500VDC
Coil Voltage	24VDC
Load Voltage	30VDC/240VAC
Load Current	10A
Load Type	1NO + 1NC
Ambient Temperature	-20~+70℃
Maximum Torque	0.4Nm(3.54Lb-In)
Wire Range	26-12AWG
Mounting	TS-15 TS-32 TS-35

Circuit Diagram

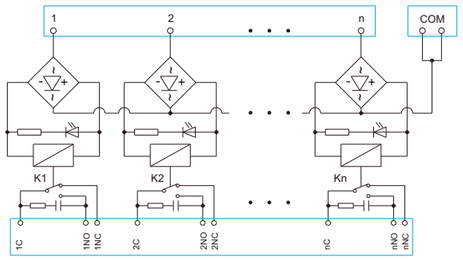

DM72-RM-04-PN-2-44-11A(H) DM72-RM-08-PN-2-44-11A(H)
DM72-RM-12-PN-2-44-11A(H) DM72-RM-16-PN-2-44-11A(H)
DM72-RM-20-PN-2-44-11A(H)

Relay P/N

Omron relay P/N: G2R-1 24VDC, the relay is consumable, if the service life of the same specification relay replacement.

◎ Please confirm the output contact capacity before use, do not exceed its scope.

Wiring Method

- Input control signal through 1 to 1 wiring of terminal block.
- When the control signal is NPN (low signal input), connect COM to 24V.
- When the control signal is PNP (high signal input), connect COM to 0V.

Subminiature Relay Module

CE RoHS



Features

- Including 4, 8, 12, 16, 20, 24 bit independent relay circuits.
- Applicable to NPN, PNP controller.
- The relay adopts 1N/O node and 1 to 1 output of the output end.
- Save wiring space, time and cost.
- Convenient for repair and maintenance.

DM72-RMUS-04-PN-1-44-00A(H) DM72-RMUS-08-PN-1-44-00A(H)
DM72-RMUS-12-PN-1-44-00A(H) DM72-RMUS-16-PN-1-44-00A(H)
DM72-RMUS-20-PN-1-44-00A(H) DM72-RMUS-24-PN-1-44-00A(H)

Dimensions

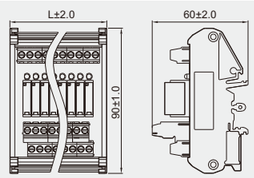

P/N	L * W * H mm
DM72-RMUS-04-PN-1-44-00A(H)	40 * 90 * 60
DM72-RMUS-08-PN-1-44-00A(H)	60 * 90 * 60
DM72-RMUS-12-PN-1-44-00A(H)	80 * 90 * 60
DM72-RMUS-16-PN-1-44-00A(H)	103 * 90 * 60
DM72-RMUS-20-PN-1-44-00A(H)	123 * 90 * 60
DM72-RMUS-24-PN-1-44-00A(H)	145 * 90 * 60

Performance Parameters

Withstand Voltage	500VAC 50Hz (1min)
Insulation Resistance	1000MΩ/500VDC
Coil Voltage	24VDC
Load Voltage	30VDC/240VAC
Load Current	5A
Load Type	1NO
Ambient Temperature	-20~+70℃
Maximum Torque	0.4Nm(3.54Lb-In)
Wire Range	26-12AWG
Mounting	TS-15 TS-32 TS-35

Circuit Diagram

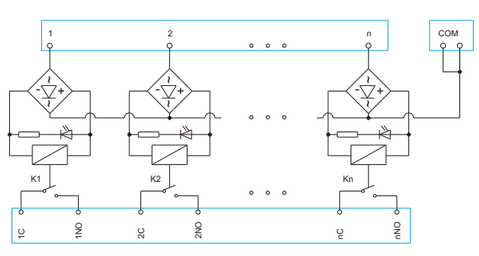

DM72-RMUS-04-PN-1-44-00A(H) DM72-RMUS-08-PN-1-44-00A(H)
DM72-RMUS-12-PN-1-44-00A(H) DM72-RMUS-16-PN-1-44-00A(H)
DM72-RMUS-20-PN-1-44-00A(H) DM72-RMUS-24-PN-1-44-00A(H)

Relay P/N

Panasonic relay P/N: APAN3124, the relay is consumable, if the service life of the same specification relay replacement.

◎ Please confirm the output contact capacity before use, do not exceed its scope.

Wiring Method

- Input control signal through 1 to 1 wiring of terminal block.
- When the control signal is NPN (low signal input), connect COM to 24V.
- When the control signal is PNP (high signal input), connect COM to 0V.

Solid State Relay Module

CE RoHS



DM72-RME-04-PN-1-4A-00A(H)
DM72-RME-08-PN-1-4A-00A(H)
DM72-RME-16-PN-1-4A-00A(H)

Features

- Including 4, 8, 16 bit independent Solid State relay circuits.
- Applicable to NPN, PNP controller.
- The relay adopts 1N/O node and 1 to 1 output of the output end.
- MOS tube output, no mechanical contact.
- Save wiring space, time and cost.
- Convenient for repair and maintenance.

Dimensions

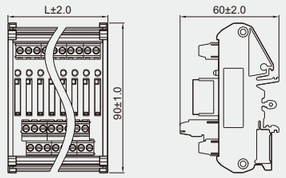

P/N	L * W * H mm
DM72-RME-04-PN-1-4A-00A(H)	40 * 90 * 60
DM72-RME-08-PN-1-4A-00A(H)	62 * 90 * 60
DM72-RME-16-PN-1-4A-00A(H)	117 * 90 * 60

Performance Parameters

Input Voltage	20VDC~28VDC
Maximum Load Current	2A
Surge Conducts Current	30A(60Hz 1 cycle)
Open state leakage current	1.5mA or less
Load voltage (peak AC)	75~264VAC
Actuation Time	1ms以下
Reset Time	1/2 cycle + 1ms or less
Insulation Resistance	1000MΩ/500VDC
Ambient Temperature	-20~+70℃
Maximum Torque	0.4Nm(3.54Lb-In)
Wire Range	26-12AWG
Mounting	TS-15 TS-32 TS-35

Circuit Diagram

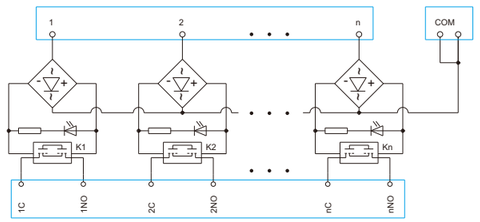

DM72-RME-04-PN-1-4A-00A(H)
DM72-RME-16-PN-1-4A-00A(H)

DM72-RME-08-PN-1-4A-00A(H)

Relay P/N

Panasonic relay P/N: AQG22224

◎ Please confirm the output contact capacity before use, do not exceed its scope.

Wiring Method

- Input control signal through 1~n.
- When the control signal is NPN (low signal input), connect COM to 24V.
- When the control signal is PNP (high signal input), connect COM to 0V.

Solid State Relay Module

CE RoHS



DM72-RME-04-PN-1-4D-00A(H)
DM72-RME-08-PN-1-4D-00A(H)
DM72-RME-16-PN-1-4D-00A(H)

Features

- Including 4, 8, 16 bit independent Solid State relay circuits.
- Applicable to NPN, PNP controller.
- The relay adopts 1N/O node and 1 to 1 output of the output end.
- MOS tube output, no mechanical contact, AC/DC Universal Output.
- Save wiring space, time and cost.
- Convenient for repair and maintenance.

Dimensions

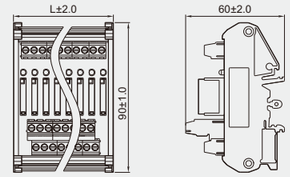

P/N	L * W * H mm
DM72-RME-04-PN-1-4D-00A(H)	40 * 90 * 60
DM72-RME-08-PN-1-4D-00A(H)	62 * 90 * 60
DM72-RME-16-PN-1-4D-00A(H)	117 * 90 * 60

Performance Parameters

Input Voltage	20VDC~28VDC
Input Allowable Loss	75mW
Maximum Load Current	3A
Peak Load Current	9A(100ms)
Open state leakage current	10uA
Load voltage (peak AC)	60VAC/60VDC
Output Loss	1.6W
Actuation Time	Average 2.46ms Max. 5.64ms
Reset Time	Average 0.22ms Max. 3.0ms
Highest Frequency	0.5 times/S
Insulation Resistance	1000MΩ/500VDC
Ambient Temperature	-20~+70℃
Maximum Torque	0.4Nm(3.54Lb-In)
Wire Range	26-12AWG
Mounting	TS-15 TS-32 TS-35

Circuit Diagram

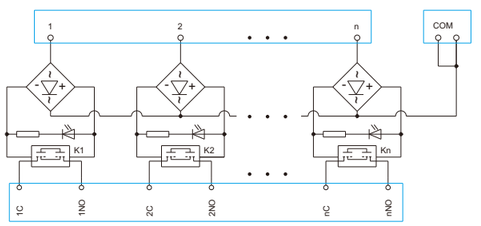

DM72-RME-04-PN-1-4D-00A(H)
DM72-RME-16-PN-1-4D-00A(H)

DM72-RME-08-PN-1-4D-00A(H)

Relay P/N

Panasonic relay P/N: AQZ202

◎ Please confirm the output contact capacity before use, do not exceed its scope.

Wiring Method

- Input control signal through 1~n.
- When the control signal is NPN (low signal input), connect COM to 24V.
- When the control signal is PNP (high signal input), connect COM to 0V.

Subminiature Relay Module

CE RoHS



DM72-RMUS-16-PN-1-4M-00A(H)
DM72-RMUS-32-PN-1-4M-00A(H)

Features

- Including 16, 32 bit independent relay circuits.
- Switch NPN, PNP through jumper.
- The relay adopts 1NO node, and the output terminal outputs one to one.
- Save wiring space, time and cost.
- Convenient for repair and maintenance.

Dimensions

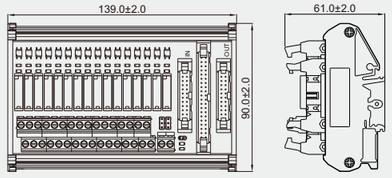

DM72-RMUS-16-PN-1-4M-00A(H)

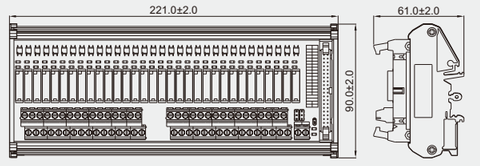

DM72-RMUS-32-PN-1-4M-00A(H)

Performance Parameters

Withstand Voltage	500VAC 50Hz (1min)
Insulation Resistance	1000MΩ/500VDC
Coil Voltage	24VDC
Load Voltage	30VDC/240VAC
Load Current	5A
Load Type	1NO
Ambient Temperature	-20~+70℃
Maximum Torque	0.4Nm(3.54Lb-In)
Wire Range	26-12AWG
Mounting	TS-15 TS-32 TS-35
Relay Brand and Type	Panasonic APAN3124

Suitable PLC

MITSUBISHI Qseries	FX1NC-16MT/32MT	QY41P/QY42P
	FX2NC-16MT/32MT/64MT/96MT	QY71P/QH42P
	FX3UC-16MT/32MT/64MT/96MT	LY41NT1P / LY42NT1P

Related Products

DX210-2 DX210-4

Circuit Diagram

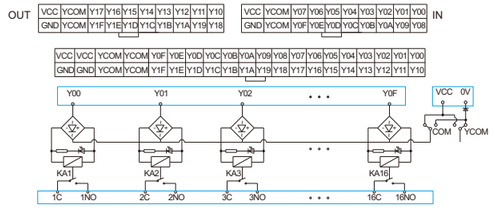

DM72-RMUS-16-PN-1-4M-00A(H)

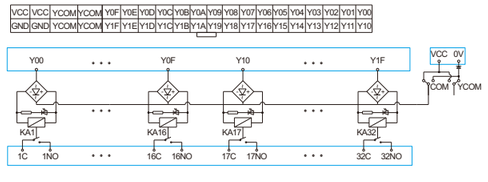

DM72-RMUS-32-PN-1-4M-00A(H)

Wiring Method

- Make sure to power off first, connect 0V to the terminal "0V"and 24V to the terminal "VCC".
- 40P row insert 40 core connector or Insert 20P row wires 20P "IN".
- Choose one from two kinds of control signal connection methods, do not repeat wiring.
- When the control signal is NPN, short-circuit COM and VCC.
- When the control signal is PNP, short-circuit COM and 0V.
- YCOM is used to control the voltage of A3, B3, A4 and B4.Users can make short connection according to their own requirements.

- Make sure to power off first, connect 0V to the terminal "0V" and 24V to the terminal "VCC".
- When the control signal is NPN, short-circuit COM and VCC.
- When the control signal is PNP, short-circuit COM and 0V.
- YCOM is used to control the voltage of A3, B3, A4 and B4. Users can make short connection according to their own requirements.

※ Please confirm the output contact capacity before use, do not exceed its scope. The relay is consumable and can be replaced by the same type if its service life is exhausted.

Small Relay Module

CE RoHS



DM72-RMS-08-PN-1-4M-00A(H)
DM108-RMS-16-PN-1-4M-00A(H)
DM108-RMS-32-PN-1-4M-00A(H)

Features

- Including 8, 16, 32 bit independent relay circuits.
- Switch NPN, PNP through jumper.
- The relay adopts 1N/O node, and the output terminal outputs one to one.
- Save wiring space, time and cost.
- Convenient for repair and maintenance.

Dimensions

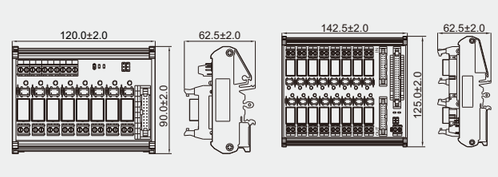

DM72-RMS-08-PN-1-4M-00A(H) DM108-RMS-16-PN-1-4M-00A(H)

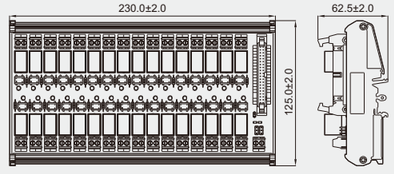

DM108-RMS-32-PN-1-4M-00A(H)

Performance Parameters

Withstand Voltage	500VAC 50Hz (1min)
Insulation Resistance	1000MΩ/500VDC
Coil Voltage	24VDC
Load Voltage	30VDC/240VAC
Load Current	10A
Load Type	1NO
Ambient Temperature	-20~+70℃
Maximum Torque	0.4Nm(3.54Lb-In)
Wire Range	26-12AWG
Mounting	TS-15 TS-32 TS-35
Relay Brand and Type	TE OJE-SS-124HM

Suitable PLC

MITSUBISHI Qseries	FX1NC-16MT/32MT	QY41P/QY42P
	FX2NC-16MT/32MT/64MT/96MT	QY71P/QH42P
	FX3UC-16MT/32MT/64MT/96MT	LY41NT1P / LY42NT1P

Related Products

DX210-2 DX210-4

Circuit Diagram

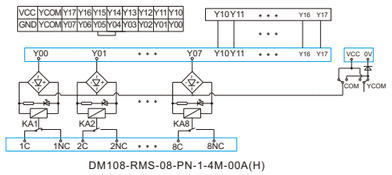

DM108-RMS-08-PN-1-4M-00A(H)

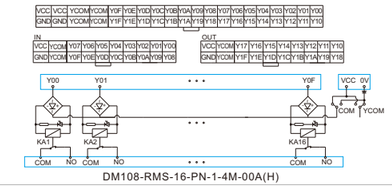

DM108-RMS-16-PN-1-4M-00A(H)

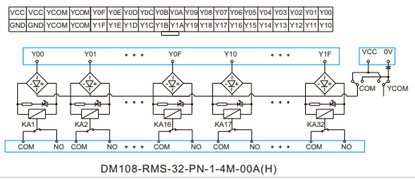

DM108-RMS-32-PN-1-4M-00A(H)

Wiring Method

- Make sure to power off first, connect 0V to the terminal "0V" and 24V to the terminal "VCC".
- 20P row wires inserted into 20 core connectors.
- Control signal of two kinds of connection, do not repeat wiring.
- When the control signal is NPN, short-circuit COM and VCC.
- When the control signal is PNP, short-circuit COM and 0V.
- YCOM is used to control the voltage of A3, B2.Users can make short connection according to their own requirements.

- Make sure to power off first, connect 0V to the terminal "0V"and 24V to the terminal "VCC".
- 40P row insert 40 core connector or Insert 20P row wires 20P "IN".
- Control signal of two kinds of connection, do not repeat wiring.
- When the control signal is NPN, short-circuit COM and VCC.
- When the control signal is PNP, short-circuit COM and 0V.
- YCOM is used to control the voltage of A3, B3, A4 and B4.Users can make short connection according to their own requirements.

- Make sure to power off first, connect 0V to the terminal "0V" and 24V to the terminal "VCC".
- When the control signal is NPN, short-circuit COM and VCC.
- When the control signal is PNP, short-circuit COM and 0V.
- YCOM is used to control the voltage of A3, B3, A4 and B4. Users can make short connection according to their own requirements.

※ Please confirm the output contact capacity before use, do not exceed its scope. The relay is consumable and can be replaced by the same type if its service life is exhausted.

Relay Module

CE RoHS



DM72-RM-08-PN-4-4M-01A(H)
DM72-RM-16-PN-4-4M-01A(H)

Features

- This module provides 8, 16 bit independent relay circuits.
- Switch NPN,PNP through jumper.
- The relay adopts 2NO/2NC node, and the output terminal outputs one to one.
- Save wiring space, time and cost.
- Convenient for repair and maintenance.

Dimensions

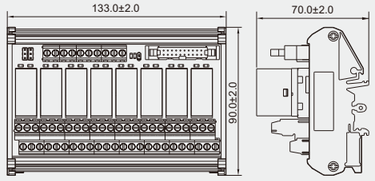

DM72-RM-08-PN-4-4M-01A(H)

DM72-RM-16-PN-4-4M-01A(H)

Performance Parameters

Withstand Voltage	500VAC 50Hz (1min)
Insulation Resistance	1000MΩ/500VDC
Coil Voltage	24VDC
Load Voltage	30VDC/240VAC
Load Current	5A
Load Type	2NO/2NC
Ambient Temperature	-20~+70℃
Maximum Torque	0.4Nm(3.54Lb-In)
Wire Range	26-12AWG
Mounting	TS-15 TS-32 TS-35
Relay Brand and Type	OMRON G2R-2

Suitable PLC

MITSUBISHI Qseries	FX1NC-16MT/32MT	QY41P/QY42P
	FX2NC-16MT/32MT/64MT/96MT	QY71P/QH42P
	FX3UC-16MT/32MT/64MT/96MT	LY41NT1P / LY42NT1P

Related Products

DX210-2 DX210-4

Circuit Diagram

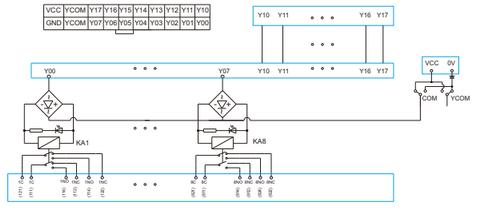

DM72-RM-08-PN-4-4M-01A(H)

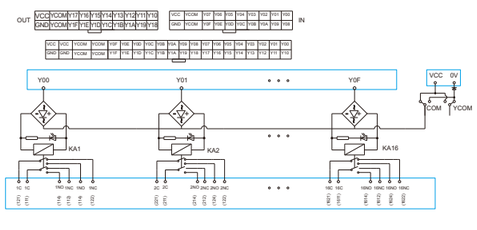

DM72-RM-16-PN-4-4M-01A(H)

Wiring Method

- Make sure to power off first, connect 0V to the terminal "0V" and 24V to the terminal "VCC".
- 20P row wires inserted into 20 core connectors.
- Control signal of two kinds of connection, do not repeat wiring.
- When the control signal is NPN, short-circuit COM and VCC.
- When the control signal is PNP, short-circuit COM and 0V.
- YCOM is used to control the voltage of A3, B2.Users can make short connection according to their own requirements.

- Make sure to power off first, connect 0V to the terminal "0V"and 24V to the terminal "VCC".
- 40P row insert 40 core connector or Insert 20P row wires 20P "IN".
- Control signal of two kinds of connection, do not repeat wiring.
- When the control signal is NPN, short-circuit COM and VCC.
- When the control signal is PNP, short-circuit COM and 0V.
- YCOM is used to control the voltage of A3, B3, A4 and B4.Users can make short connection according to their own requirements.

◎ Please confirm the output contact capacity before use, do not exceed its scope. The relay is consumable and can be replaced by the same type if its service life is exhausted.

Relay Module

CE RoHS



DM108-RM-08-PN-2-4M-01A(H)
DM108-RM-16-PN-2-4M-01A(H)
DM108-RM-32-PN-2-4M-01A(H)

Features

- This module provides 8, 16, 32 bit independent relay circuits.
- Switch NPN,PNP through jumper.
- The relay adopts 1NO/1NC node, and the output terminal outputs one to one.
- Save wiring space, time and cost.
- Convenient for repair and maintenance.

Dimensions

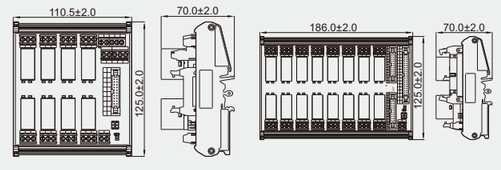

DM108-RM-08-PN-2-4M-01A(H)
DM108-RM-16-PN-2-4M-01A(H)

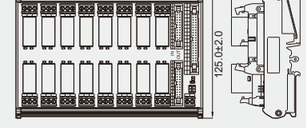

DM108-RM-32-PN-2-4M-01A(H)

Performance Parameters

Withstand Voltage	500VAC 50Hz (1min)
Insulation Resistance	1000MΩ/500VDC
Coil Voltage	24VDC
Load Voltage	30VDC/240VAC
Load Current	16A
Load Type	1NO + 1NC
Ambient Temperature	-20~+70℃
Maximum Torque	0.4Nm(3.54Lb-In)
Wire Range	26-12AWG
Mounting	TS-15 TS-32 TS-35
Relay Brand and Type	OMRON G2R-1-E

Suitable PLC

MITSUBISHI Qseries	FX1NC-16MT/32MT	QY41P/QY42P
	FX2NC-16MT/32MT/64MT/96MT	QY71P/QH42P
	FX3UC-16MT/32MT/64MT/96MT	LY41NT1P / LY42NT1P

Related Products

DX210-2 DX210-4

Circuit Diagram

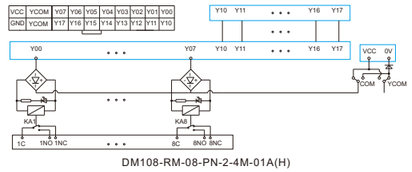

DM108-RM-08-PN-2-4M-01A(H)

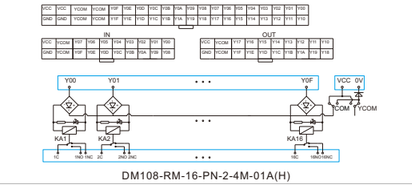

DM108-RM-16-PN-2-4M-01A(H)

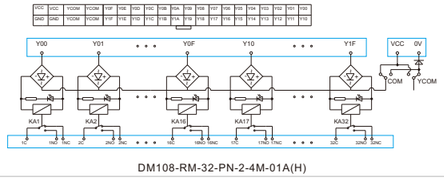

DM108-RM-32-PN-2-4M-01A(H)

Wiring Method

- Make sure to power off first, connect 0V to the terminal "0V" and 24V to the terminal "VCC".
- 20P row wires inserted into 20 core connectors.
- Control signal of two kinds of connection, do not repeat wiring.
- When the control signal is NPN, short-circuit COM and VCC.
- When the control signal is PNP, short-circuit COM and 0V.
- YCOM is used to control the voltage of A3, B2.Users can make short connection according to their own requirements.

- Make sure to power off first, connect 0V to the terminal "0V"and 24V to the terminal "VCC".
- 40P row insert 40 core connector or Insert 20P row wires 20P "IN".
- Control signal of two kinds of connection, do not repeat wiring.
- When the control signal is NPN, short-circuit COM and VCC.
- When the control signal is PNP, short-circuit COM and 0V.
- YCOM is used to control the voltage of A3, B3, A4 and B4.Users can make short connection according to their own requirements.

- Make sure to power off first, connect 0V to the terminal "0V" and 24V to the terminal "VCC".
- When the control signal is NPN, short-circuit COM and VCC.
- When the control signal is PNP, short-circuit COM and 0V.
- YCOM is used to control the voltage of A3, B3, A4 and B4. Users can make short connection according to their own requirements.

◎ Please confirm the output contact capacity before use, do not exceed its scope. The relay is consumable and can be replaced by the same type if its service life is exhausted.

FIELD OF APPLICATION

DEGSON connectors are widely used in robot, industrial automation, CNC equipment, textile machinery, rail transit, monitor and control unit, energy and so on various equipments requiringelectrical, date and signal connection.





Energy



Equipment

Process



Industrial automation





Elevator



Robot

Rail Transit



Electrical Power



ENVIRONMENTAL POLICY

DEGSON realizes system regulation without lead in 2005 and has been granted ISO14001 in 2006. All the products conform to the European ROHS requirement.

DEGSON realizes the importance to protect environment resources, selfconsciously meets environment protection requirements for products and regardsit as the responsibility.

Thus, we have made the following environment strategic policy:

1. To meet customers'demands and obey the national and local laws and regulations as well as other environmental protection requirements.
2. Take environmental protection as one criterion for continuing development of our company. Insist on fully development of quality, benefit and environ mental protection.
3. Fully considering the factors which will influence the environment in the processes of product development, manufacturing, material usage and waste processing, establish management system of waste in order to improve the environment of our company.
4. To increase the employees' consciousness of environmental protection through training and to realize the continuing improvement of environment management system and the ability of environmental protection.
5. To make full use of resources and to decrease consumption of material in order to save energy.
6. To promise to our partners and society that we will make contribution to environment protection. There is only one Earth for our humanity.
7. To strive for making conservation-oriented and environment-friendly products through continuous innovation and developing new materials and technology.

RoHS COMPLIANT