Established in 1990

UL-CTDP (USA), VDE-TDAP (Germany) and CNAS laboratories

4 specialized production bases

40000+ High-quality products

Coverage in 100+ countries and regions

DEGSON-Global Industrial Connector Manufacturer, Providing Customized Solution To All Partners.

For details of all products, please visit the following website:
www.degson.com

DEGSON

DEGSON TECHNOLOGY CO.,LTD.

Add：No.1585.Xiaolin Road.Cixi.Ningbo China
P.C.：315321
Tel：+86-574-63510770
E-mail：sale@degson.com

DEGSON website

LINKEDIN

The catalog is only for reference,and the detail data must be based on our company`s specification!

GC 24-E01

DEGSON



Device connection technology

Product overview2023/2024

DEGSON

30+ YEARS

We are worthy of your trust!

DEGSON always insists“ Empowering application innovation, Break the connection boundary ”,Connection technology of DEGSON device Full range of products, providing safe and reliable information for various applications signal, data and power transmission.

Traditional connection

1990

Barrier Terminal Blocks

screw connector with wire protection



Plugging screw type

Screw Type PCB Terminal Blocks



Front screw connector

New type connection

2005



Plugging spring type

Promote innovation

2010

Barrier High-Current

Through-Wall Terminal Blocks

Metal Parts



Spring high current



Cage springs



Spring Type PCB Terminal Blocks

Independent innovation

2020

One-Step-Fixing



High density connection



DLS



PUSH SNAP

DEGSON

CONTENTS

Excellent technical/professional skills·····01-02

Pluggable Terminal Blocks·····03-22

PCB Terminal Blocks·····23-42

Through-Wall Terminal Blocks·····43-46

Other Terminal Blocks·····47-54

Barrier Terminal Blocks·····55-62

Data Connector·····63-64

Through-Wall Terminal Blocks

- The maximum wiring capacity can be met 95 mm² (AWG 4/0)
- Rated current can reach232A(IEC)/230A(UL)
- Support the combination of different wiring directions, and at the same time provide over Specification of load protection



Barrier Terminal Blocks

- The maximum wiring capacity can be met 750 Kcmil
- Rated current can reach up to 500A(UL)
- Provide different installation methods of welding board, Feed-through, Din-rail and panel.
- Supports single-layer, double-layer and pluggable connection methods, and can also provide touch protection.
- One-Step-Fixing screw disassembly-free technology.







Building Wiring Connector

- The maximum wiring capacity can be met 16mm² (AWG10)
- Rated current can reach76A(IEC)/30A(UL)
- Provide different connection methods such as screws and springs.
- Suitable for on-site installation of building wiring



Pluggable Terminal Blocks

- The maximum wiring capacity can be met 16mm²(AWG 6)
- Rated current can reach78A(IEC)/ 57A(UL)
- Provide different connection methods such as screws, springs and crimping.
- The needle pitch can be applied from 2.5mm to 10.16 mm.
- Support plate-to-plate, line-to-plate and line-to-line connection combination

PCB Terminal Blocks

- The maximum wiring capacity can be met 35mm²(AWG2)
- Rated current can reach125A(IEC)/115A(UL)
- Provide different connection methods such as screws, springs and crimping.
- The needle pitch can be applied from 2.5mm to 15 mm.
- Wave soldering can be satisfied、THR and SMT different welding processes
- PUSH-SNAP contact spring technology

Excellent technology

DEGSON's products have a variety of connection technologies, each connection technology has its own advantages and characteristics, we can provide the most suitable connection method for customers according to the requirements of different application industries.



Screw connection with tension sleeve
Traditional screw connection
Firm wiring and wide wiring range



Front screw connection
Wiring direction is consistent with the operation direction, suitable for installation occasion in narrow space



Screw connection with wire protection
Spring can prevent wires from damage
Economical screw connection method



Push-in spring connection
Solid and flexible with ferrules can be directed inserted
High efficiency wiring method

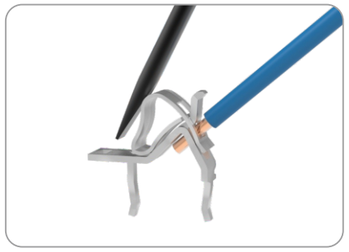

Spring-cage connection
Excellent anti-vibration performance
Wiring with professional screwdriver



Dual-Lever Spring connection with operation lever
Tool-free connection with Innovative Dual-Lever Spring connection technology

Click-Block spring connection
Perfect combination of efficiency and economy, suitable for metal parts

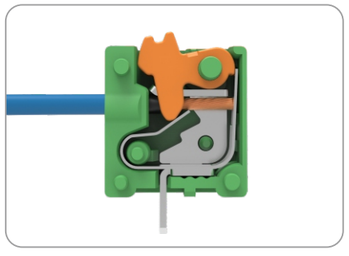

PUSH-SNAP spring connection
Touch-spring connection with innovative PUSH-SNAP technology
Flexible wire without ferrules could also be inserted tool-free

One-Step fixing screw connection
Innovatlve screw disassembly-free structure for barrier terminal blocks

Professional ability

value added service

In order to meet the personalized needs of users, we can provide value-added services such as printing, color, and empty installation.

Color
Various colors can be selected and combined.

Printed logo
Products can be personalized identification.





Empty loading
Increase the safety distance through vacancies and partitions.



Error-proof coding
The encoder can be used to prevent wrong insertion.

Customized development

According to different application scenarios and industry needs, we can provide customers with professional customized solutions.



Hardware terminal
Different sizes and current carrying sizes can be customized.



Connector
Different structures of fixed, plug-in and fence can be customized.

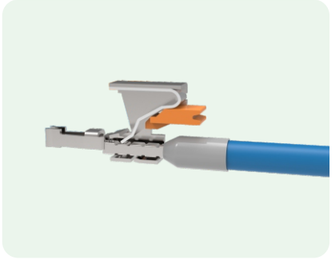

Wiring technology
Various wiring technologies such as screws and springs can be customized.

PCB connector

PCB connectors are used to connect wires and printed circuits board to achieve signal and power transmission. The series is flexible and variety, applied to all kinds of equipment PCB board.



Main features

- Connector technology: screw and spring
- Wiring range: 0.2mm^2-16mm^2
- Pitch:2.5-10.16mm
- Rated voltage/current :1000V/78A Max
- Soldering processes: WAVE/THR/SMT soldering

Product features



Compact innovative technology
Press a button to make the two wiring hole opened



Diversified locking technology
With release lever/flange



Lockless plate penetrating structure
No screw locking easy to insert and fix

High protection type
The protection level can reach IP67

Crimping type
Suitable for anti-seismic environment



mixed type
Realize the integrated transmission of power supply and signal



DLS double lever spring technology
Realize tool-free easy wiring of high-current products



Diversified attachment
Bridge pieces/Coding strips, which can create a comfortable and safe environment for customers



Value added service
UV printing/Special color/Making the screw locked tightly

Pluggable Terminal Blocks,Wiring capacity up to 0.5 mm² (AWG 20)

Picture	Pruduct serie	Description	Poles(P)	Pitch(mm)	Rated current(A)	Rated voltage(V)	Connection direction	Connection method	Certification
	15EDGKD-2.5	With test jack	2-12	2.5	5 IEC 4 UL (B,C,D)	250 IEC 150 UL (B,C,D)	0°	PUSH-IN spring connection	VDE、UL
	15EDGRC-2.5	/	2-12	2.5	5 IEC 4 UL (B)	250 IEC 150 UL (B)	0°	Wave soldering	VDE、UL
	15EDGVC-2.5	/	2-12	2.5	5 IEC 4 UL (B)	250 IEC 150 UL (B)	90°	Wave soldering	UL
	15EDGRH-2.5	Double row	2*(2-12)	2.5	4 IEC 5 UL (B)	100 IEC 150 UL (B)	0°	Wave soldering	UL
	15EDGVH-2.5	/	2*(2-12)	2.5	4 IEC 5 UL (B)	100 IEC 150 UL (B)	90°	Wave soldering	UL
	15EDG-PWI-2.5	Misinsertion prevention	6	2.5	/	/	/	15EDGVC/ RC-2.5 15EDGVH/ RH-2.5	/
	8EDGK-2.5	/	2-24	2.5	6 IEC 4 UL (B,C,D)	130 IEC 150 UL (B,C,D)	0°	Retractable spring connection	VDE、UL
	8EDGKR-2.5	/	2-12	2.5	6 IEC 4 UL (B)	130 IEC 150 UL (B)	0°	Retractable spring connection	VDE、UL
	8EDGRC-2.5	/	2-12	2.5	6 IEC 4 UL (B,C,D)	130 IEC 150 UL (B,C,D)	0°	Wave soldering	VDE、UL
	8EDGVC-2.5	/	2-12	2.5	6 IEC 4 UL (B,C,D)	130 IEC 150 UL (B,C,D)	0°	Wave soldering	VDE、UL
	DG106-5.0	/	1-18	5.0	4 IEC 2 UL (B)	250 IEC 300 UL (B)	0°	Welding or plug-in connection	/
	DG009	Wiring tool	/	/	/	/	0°	8EDGK/R-2.5 DG240W-2.5/ 2.54	/

Pluggable Terminal Blocks,Wiring capacity up to 1.5mm² (AWG 16)

Picture	Pruduct serie	Description	Poles(P)	Pitch(mm)	Rated current(A)	Rated voltage(V)	Connection direction	Connection method	Certification
	15EDGK-3.5/3.81 15EDGKM-3.5/3.81 15EDGKG-3.5 15EDGKGB-3.5	Without flange, with threaded flange, with snap lock	2-24 2-24 2-22 2-24	3.5/3.81	7 IEC 8 UL (B, D)	250 IEC 300 UL (B, D)	0°	Screw connection with a clamping body	VDE、UL
	15EDGKC-3.5 15EDGKCM-3.5	Without flange, with threaded flange	2-24	3.5	8 IEC 10 UL (B)	250 IEC 300 UL (B)	0°	Front-facing screw connection	/
	15EDGKC-3.81 15EDGKCM-3.81	Without flange, with threaded flange	2-24	3.81	8 IEC 8 UL (B, D)	160 IEC 300 UL (B, D)	0°	Front-facing screw connection	UL
	15EDGKA-3.5/3.81 15EDGKAM-3.5/3.81	Without flange, with threaded flange	2-24 2-22	3.5/3.81	7 IEC 8 UL (B, D)	250 IEC 300 UL (B, D)	90°	Screw connection with a clamping body	VDE、UL
	15EDGKB-3.5/3.81 15EDGKBM-3.5/3.81	Without flange, with threaded flange	2-24 2-22	3.5/3.81	7 IEC 8 UL (B,D)	250 IEC 300 UL (B,D)	-90°	Screw connection with a clamping body	VDE、UL
	15EDGKR-3.81 15EDGKRP-3.81	Without flange, with threaded flange	2-16	3.81	7 IEC 8 UL (B,D)	250 IEC 300 UL (B)	0°	Screw connection with a clamping body	UL
	15EDGKD-3.5/3.81 15EDGKDM-3.5/3.81 15EDGKDGB-3.5	Without flange, with threaded flange, with push-in assist	2-24	3.5/3.81	12 IEC 8 UL (B,C,D)	250 IEC 300 UL (B,C,D)	0°	Direct plug-in spring connection	VDE、UL
	15EDGKN-3.5 15EDGKNM-3.5 15EDGKNG-3.5	Without flange, with threaded flange, with snap lock	2-22 2-22 2-20	3.5	8 IEC 8 UL (B,D)	160 IEC 300 UL (B,D)	0°	Direct plug-in spring connection	VDE、UL
	15EDGKN-3.81 15EDGKNM-3.81 15EDGKNG-3.81 15EDGKNGB-3.81	Without flange, with threaded flange, with snap lock, with push-in assist	2-24 2-24 2-24 2-20	3.81	8 IEC 8 UL (B,D)	160 IEC 300 UL (B,D)	0°	Direct plug-in spring connection	VDE、UL
	15EDGKNH-3.5 15EDGKNHM-3.5 15EDGKNHG-3.5	Without flange, with threaded flange, with push-in assist	2*(2-24)	3.5	9.5 IEC 8 UL (B) 8 UL (C)	250 IEC 300 UL (B) 50 UL (C)	0°	Direct plug-in spring connection	VDE、UL
	15EDGKNHB-3.5 15EDGKNHBM-3.5 15EDGKNHBG-3.5	Without flange, with threaded flange, with push-in assist	2*(2-24)	3.5	10 IEC 10 UL (B,D) 10 UL (C)	160 IEC 300 UL (B,D) 50 UL(C)	0°	Direct plug-in spring connection	VDE、UL
	15EDGKNHC-3.5	/	2*(2-24)	3.5	8 IEC 8 UL (B)	160 IEC 300 UL (B)	0°	Direct plug-in spring connection	/
	15EDG-GBM-3.81	With threaded flange, screws fastened to the PCB board	2-16	3.81	7 IEC 8 UL (B)	250 IEC 300 UL (B)	0°	Screw connection with a clamping body	/
	15EDGK-5.08 15EDGKM-5.08	Without flange, with threaded flange	2-12	5.08	7 IEC 8 UL (B,D)	450 IEC 300 UL (B,D)	0°	Screw connection with a clamping body	VDE、UL
	15EDGRC-3.5/3.81 15EDGRM-3.5/3.81 15EDGRN-3.5 15EDGRMG-3.5/3.81	Without flange, with threaded flange, with snap lock, with push-in assist	2-24 2-24 2-22 2-20	3.5/3.81	7 IEC 8 UL (B,D)	250 IEC 300 UL (B,D)	0°	Wave soldering	VDE、UL

Pluggable Terminal Blocks,Wiring capacity up to 1.5mm² (AWG 16)

Picture	Pruduct serie	Description	Poles(P)	Pitch(mm)	Rated current(A)	Rated voltage(V)	Connection direction	Connection method	Certification
	15EDGRC-LD-3.81 15EDGRM-LD-3.81	Without flange, with threaded flange, with LED light guide column	2-22	3.81	7 IEC 8 UL (B, D)	250 IEC 300 UL (B, D)	0°	Wave soldering	VDE、UL
	15EDGVC-3.5/3.81 15EDGVM-3.5/3.81 15EDGVN-3.5 15EDGVMG-3.5/3.81	Without flange, with threaded flange, with snap lock, with push-in assist	2-24 2-24 2-22 2-20	3.5/3.81	7 IEC 8 UL (B, D)	250 IEC 300 UL (B, D)	0°	Wave soldering	VDE、UL
	15EDGLC-3.5/3.81 15EDGLM-3.5/3.81	Without flange, with threaded flange	2-24 2-22	3.5/3.81	12 IEC 8 UL (B, D)	250 IEC 300 UL (B, D)	45°	Wave soldering	VDE、UL
	15EDGRT-3.5/3.81 15EDGRTM-3.5/3.81	Without flange, with threaded flange	2*(2-24)	3.5/3.81	7 IEC 8 UL (B)	250 IEC 300 UL (B)	0°	Wave soldering	VDE、UL
	15EDGVT-3.5/3.81 15EDGVTM-3.5/3.81	Without flange, with threaded flange	2*(2-24)	3.5/3.81	7 IEC 8 UL (B)	250 IEC 300 UL (B)	90°	Wave soldering	VDE、UL
	15EDGRH-3.5/3.81 15EDGRHM-3.5/3.81	Without flange, with threaded flange	2*(2-24)	3.5/3.81	7 IEC 8 UL (B,D)	250 IEC 300 UL (B, D)	0°	Wave soldering	VDE、UL
	15EDGRHB-3.5	Low-profile design	2*(2-24)	3.5	8 IEC 8 UL (B,D)	250 IEC 300 UL (B, D)	0°	Wave soldering	/
	15EDGVH-3.5/3.81 15EDGVHM-3.5/3.81	Without flange, with threaded flange	2*(2-24)	3.5/3.81	7 IEC 8 UL (B,D)	250 IEC 300 UL (B, D)	90°	Wave soldering	VDE、UL
	15EDGRHD-3.5 15EDGRHDM-3.5	Without flange, with threaded flange, with push-in assist	2*(2-24)	3.5	10 IEC 10 UL (B) 10 UL (C)	125 IEC 150 UL (B) 50 UL (C)	0°	Wave soldering	VDE、UL
	15EDGVHD-3.5 15EDGVHDM-3.5	Without flange, with threaded flange, with push-in assist	2*(2-24)	3.5	10 IEC 10 UL (B) 10 UL (C)	125 IEC 150 UL (B) 50 UL (C)	90°	Wave soldering	VDE、UL
	15EDGA-3.5/3.81	Reverse plug	2-24	3.5/3.81	7 IEC 8 UL (B)	250 IEC 300 UL (B)	0°	Wave soldering	UL
	15EDGB-3.5/3.81	Reverse plug	2-24	3.5/3.81	7 IEC 8 UL (B)	250 IEC 300 UL (B)	90°	Wave soldering	UL
	15CDGV-3.81	Socket with threaded flange, through-board connection	2-24	3.81	7 IEC 8 UL (B,D)	250 IEC 300 UL (B, D)	0°	Welding or plug-in connection	UL
	15EDGRC-5.08 15EDGRM-5.08	Without flange, with threaded flange	2-12	5.08	7 IEC 8 UL (B,D)	450 IEC 300 UL (B,D)	0°	Wave soldering	VDE、UL
	15EDGVC-5.08 15EDGVM-5.08	Without flange, with threaded flange	2-12	5.08	7 IEC 8 UL (B,D)	450 IEC 300 UL (B,D)	90°	Wave soldering	VDE、UL

Pluggable Terminal Blocks,Wiring capacity up to 1.5mm² (AWG 16)

Picture	Pruduct serie	Description	Poles(P)	Pitch(mm)	Rated current(A)	Rated voltage(V)	Connection direction	Connection method	Certification
	15EDGRC-THR-2.5	High-temperature resistant plastic	2-12	2.5	5 IEC 4 UL (B)	250 IEC 150 UL (B, D)	0°	Reflow soldering	VDE、UL
	15EDGVC-THR-2.5	High-temperature resistant plastic	2-12	2.5	5 IEC 4 UL (B)	250 IEC 150 UL (B)	90°	Reflow soldering	VDE、UL
	15EDGRC-THR-3.5/3.81 15EDGRM-THR-3.5/3.81	Without flange, with threaded flange	2-12	3.5/3.81	8 IEC 8 UL (B)	250 IEC 300 UL (B)	0°	Reflow soldering	VDE、UL
	15EDGVC-THR-3.5/3.81 15EDGVM-THR-3.5/3.81	Without flange, with threaded flange	2-12	3.5/3.81	8 IEC 8 UL (B)	250 IEC 300 UL (B)	90°	Reflow soldering	VDE、UL
	15EDGRHB-THR-3.5/3.81 15EDGRHBN-THR-3.5/3.81	Without flange, with latch	2*(2-24)	3.5/3.81	8 IEC 8 UL (B,D)	160 IEC 300 UL (B,D)	0°	Reflow soldering	VDE、UL
	15EDGVHB-THR-3.5/3.81 15EDGVHBN-THR-3.5/3.81	Without flange, with latch	2*(2-24)	3.5/3.81	8 IEC 8 UL (B,D)	160 IEC 300 UL (B,D)	90°	Reflow soldering	VDE、UL
	15EDGRHC-THR-3.5 15EDGRHCM-THR-3.5	Without flange, with threaded flange, with snap lock	2*(2-24)	3.5	9.5 IEC 8 UL (B) 8 UL (C)	250 IEC 150 UL (B) 50 UL (C)	0°	Reflow soldering	VDE、UL
	15EDGVHC-THR-3.5 15EDGVHCM-THR-3.5	Without flange, with threaded flange, with snap lock	2*(2-24)	3.5	9.5 IEC 8 UL (B) 8 UL (C)	250 IEC 300 UL (B) 50 UL (C)	90°	Reflow soldering	VDE、UL
	15EDG-PWI	Misinsertion prevention plug	6	3.5/3.81	/	/	/	15EDGVC/RC /LC-3.5/3.81 15EDGVT/RT/ VH/RH-3.5/3.81	/
	15EDG-PWP	Misinsertion prevention plug	6	3.5	/	/	/	15EDGKNHB/ M/G-3.5 15EDGR/VHD /M-3.5	/
	15EDGKNH-PWI	Misinsertion prevention plug	6	3.5	/	/	/	15EDGKNH/M /G-3.5 15EDGR/VHC /M-THR-3.5	/
	DG032-3.81	Bridge connector	2-10	3.81	8 UL (B,D)	/	/	15EDGK/KA/ KB/KC-3.81 15EDGKM/KAM /KBM/KCM-3.81	/
	8EDGK-3.5/3.81 8EDGKG-3.5/3.81	Without lock With lock	2-24	3.5/3.81	7 IEC 8 UL (B)	250 IEC 300 UL (B)	0°	Pull-back spring connection	VDE、UL
	8EDGKR-3.5/3.81 8EDGKRM-3.5/3.81	Without flange, with flange	2-24	3.5/3.81	7 IEC 8 UL (B,D)	450 IEC 300 UL (B,D)	0°	Pull-back spring connection	UL
	8EDGRC-3.5/3.81	/	2-24	3.5/3.81	7 IEC 8 UL (B,D)	250 IEC 300 UL (B,D)	0°	Wave soldering	VDE、UL

Pluggable Terminal Blocks,Wiring capacity up to 1.5mm² (AWG 16)

Picture	Pruduct serie	Description	Poles(P)	Pitch(mm)	Rated current(A)	Rated voltage(V)	Connection direction	Connection method	Certification
	8EDGVC-3.5/3.81	/	2-24	3.5/3.81	10 IEC 10 UL (B, D)	250 IEC 300 UL (B, D)	90°	Wave soldering	VDE、UL
	8EDGRH-3.5/3.81 8EDGRHB-3.5/3.81	Without support reinforcement With support reinforcement	4-48	3.5/3.81	10 IEC 10 UL (B)	250 IEC 300 UL (B, D)	0°	Wave soldering	UL
	DG024	Misinsertion prevention plug	/	/	/	/	/	8EDGRH-3.5 /3.81 8EDGRHB-3.5 /3.81	/
	DG056	Misinsertion prevention plug	/	/	/	/	/	8EDGRC-3.5 /3.81 8EDGVC-3.5 /3.81	/
	DG332K-5.0	Interchangeable pin header	2-24	5.0	12 IEC 10 UL (B)	250 IEC 300 UL (B)	90°	Screw connection with wire protection	UL
	DG332W-5.0	Interchangeable pin header	2-12	5.0	12 IEC 10 UL (B,D)	250 IEC 300 UL (B, D)	0°	Screw connection with clamping body	UL
	DG333K-3.5	Interchangeable pin header	2-24	3.5	10 IEC 8 UL (B,D)	250 IEC 300 UL (B, D)	0°	Screw connection with wire protection	UL
	DG333J-3.5	/	2-24	3.5	10 IEC 8 UL (B,D)	250 IEC 300 UL (B, D)	90°	Wave soldering	UL

Pluggable Terminal Blocks,Wiring capacity up to 1.5 mm² (AWG 14)

Picture	Pruduct serie	Description	Poles(P)	Pitch(mm)	Rated current(A)	Rated voltage(V)	Connection direction	Connection method	Certification
	9EDGCP-31KDX-3.81	Double Row Plugs	4-24	3.81	8	250	0°	Crimp Connector	/
	9EDGCP-31RDX-3.81	Double Row Reverse Plug (Wire to Wire)	4-24	3.81	8	250	0°	Crimp Connector	/
	9EDGCP-31KRMDX-3.81	Double Row Sockets-Bent Pin	4-24	3.81	8	250	0°	Crimp Connector	/
	9EDGCP-32KSX-5.08	Single Row Plug	2-12	5.08	8	600	0°	Crimp Connector	/
	9EDGCP-32RSX-5.08	Single Row Socket-Bent Pin	2-12	5.08	8	600	0°	Crimp Connector	/
	9EDGCP-32KDX-5.08	Double Row Plugs	4-24	5.08	8	600	0°	Crimp Connector	/
	9EDGCP-32KRMDX-5.08	Dual Row Reversible Plug	4-24	5.08	8	600	0°	Crimp Connector	/
	9EDGCP-32RDX-5.08	Double Row Sockets-Bent Pin	4-24	5.08	8	600	0°	Crimp Connector	/
	9EDGCP-31T01	Crimp terminal for plug	1	/	8	/	/	/	/
	9EDGCP-31RT01	Reverse Plug Crimp Terminal Blocks	1	/	8	/	/	/	/

Pluggable Terminal Blocks,Wiring capacity up to 2.5mm² (AWG 14)

Picture	Pruduct serie	Description	Poles(P)	Pitch(mm)	Rated current(A)	Rated voltage(V)	Connection direction	Connection method	Certification
	2EDGK-5.0/5.08 2EDGKM-5.0/5.08 2EDGKGB-5.08	Without flange, With threaded flange With push rod	2-24 2-22 2-22	5.0/5.08	20 IEC 15 UL (B) 10 UL (D)	320 IEC 300 UL (B) 300 UL (D)	0°	Screw connection with clamping body	VDE、UL
	2EDGK-7.5/7.62 2EDGKM-7.5/7.62	Without flange, with threaded flange	2-12	7.5/7.62	20 IEC 15 UL (B) 10 UL (D)	400 IEC 300 UL (B) 300 UL (D)	0°	Screw connection with clamping body	VDE、UL
	2EDGKE-5.0/5.08	With anti-pull protection	2-16	5.0/5.08	20 IEC 15 UL (B) 10 UL (D)	320 IEC 300 UL (B) 300 UL (D)	0°	Screw connection with clamping body	VDE、UL
	2EDGKHV-7.62	High voltage model	2-12	7.62	16 IEC 20 UL (B, C)	1000 IEC 600 UL (B, C)	0°	Screw connection with clamping body	UL
	2EDGKT-5.0	With test hole	2-24	5.0	20 IEC 15 UL (B) 10 UL (D)	320 IEC 300 UL (B) 300 UL (D)	0°	Screw connection with clamping body	UL
	2EDGKF-5.0/5.08 2EDGKFM-5.0/5.08	Without flange, with threaded flange	2-22 2-20	5.0/5.08	20 IEC 15 UL (B) 10 UL (D)	320 IEC 300 UL (B) 300 UL (D)	0°	Screw connection with clamping body	VDE、UL
	2EDGKL-5.08 2EDGKLM-5.08	Without flange, with threaded flange	2-24 2-22	5.0/5.08	20 IEC 10 UL (B, D)	320 IEC 300 UL (B, D)	45°	Screw connection with clamping body	VDE、UL
	2EDGKL-7.62 2EDGKLM-7.62	Without flange, with threaded flange	2-24 2-22	7.5/7.62	12 IEC 10 UL (B, D)	630 IEC 300 UL (B, D)	45°	Screw connection with clamping body	UL
	2EDGKC-5.0/5.08 2EDGKCM-5.0/5.08	Without flange, with threaded flange	2-24	5.0/5.08	20 IEC 15 UL (B, D)	320 IEC 300 UL (B, D)	0°	Screw connection with clamping body	VDE、UL
	2EDGKC-7.62 2EDGKCM-7.62	Without flange, with threaded flange	2-12	7.5/7.62	20 IEC 15 UL (B) 15 UL (C) 10 UL (D)	400 IEC 300 UL (B) 150 UL (C) 300 UL (D)	0°	Front screw connection	VDE、UL
	2EDGKA-5.0/5.08 2EDGKAM-5.0/5.08	Without flange, with threaded flange	2-24	5.0/5.08	18 IEC 15 UL (B) 10 UL (D)	320 IEC 300 UL (B) 300 UL (D)	90°	Screw connection with clamping body	VDE、UL
	2EDGKA-7.5/7.62 2EDGKAM-7.5/7.62	Without flange, with threaded flange	2-24	7.5/7.62	18 IEC 15 UL (B) 10 UL (D)	320 IEC 300 UL (B) 300 UL (D)	90°	Screw connection with clamping body	VDE、UL
	2EDGKB-5.0/5.08 2EDGKBM-5.0/5.08	Without flange, with threaded flange	2-24	5.0/5.08	18 IEC 15 UL (B) 10 UL (D)	320 IEC 300 UL (B) 300 UL (D)	-90°	Screw connection with clamping body	VDE、UL
	2EDGKB-7.5/7.62 2EDGKBM-7.5/7.62	Without flange, with threaded flange	2-24	7.5/7.62	18 IEC 15 UL (B) 10 UL (D)	320 IEC 300 UL (B) 300 UL (D)	-90°	Screw connection with clamping body	VDE、UL
	2EDGKH-5.08 2EDGKHM-5.08	Without flange, with threaded flange	2-12	5.0/5.08	15 IEC 10 UL (B, D)	250 IEC 300 UL (B, D)	0°	Screw connection with clamping body	UL

Pluggable terminal blocks,Wiring capacity up to 2.5mm²(AWG14)

Picture	Pruduct serie	Description	Poles(P)	Pitch(mm)	Rated current(A)	Rated voltage(V)	Connection direction	Connection method	Certification
	2EDGKJ-5.08	Pluggable pin	2-24	5.08	15 IEC 18 UL (B) 10 UL (D)	320 IEC 300 UL (B) 300 UL (D)	90°	Screw connection with clamp wire	UL
	2EDGKR-5.0/5.08 2EDGKRM-5.0/5.08 2EDGKRP-5.0/5.08	Without flange Flange with scew Flange with thread	2-24 2-22 2-22	5.0/5.08	20 IEC 15 UL (B) 10 UL (D)	320 IEC 300 UL (B) 300 UL (D)	0°	Screw connection with clamp wire	UL
	2EDGKR-7.62 2EDGKRM-7.62 2EDGKRP-7.62	Without flange Flange with scew Flange with thread	2-16	7.62	20 IEC 15 UL (B) 10 UL (D)	400 IEC 300 UL (B) 300 UL (D)	0°	Screw connection with clamp wire	UL
	2EDGKD-5.0/5.08 2EDGKDM-5.0/5.08	Without flange Flange with scew	2-24	5.0/5.08	20 IEC 10 UL (B, D)	320 IEC 300 UL (B, D)	0°	Push-in spring connection	VDE、UL
	2EDGKDGB-5.08	With push rod	2-12	5.08	12 IEC 10 UL (B, D)	320 IEC 300 UL (B, D)	0°	Push-in spring connection	UL
	2EDGKD-7.5/7.62 2EDGKDM-7.5/7.62	Without flange Flange with scew	2-12	7.5/7.62	20 IEC 10 UL (B, D)	400 IEC 300 UL (B, D)	0°	Push-in spring connection	VDE、UL
	2EDGKDW-5.08 2EDGKDWM-5.08	Without flange Flange with scew	2-18 2-16	5.08	20 IEC 10 UL (B, D)	320 IEC 300 UL (B, D)	0°	Push-in spring connection	UL
	2EDGKDF-5.0/5.08 2EDGKDFM-5.0/5.08	Without flange Flange with scew	2-18 2-16	5.0/5.08	20 IEC 10 UL (B, D)	320 IEC 300 UL (B, D)	0°	Push-in spring connection	VDE、UL
	2EDGKDA-5.0/5.08 2EDGKDAM-5.0/5.08	Without flange Flange with scew	2-18 2-16	5.0/5.08	20 IEC 10 UL (B, D)	320 IEC 300 UL (B, D)	90°	Push-in spring connection	VDE、UL
	2EDGKDB-5.0/5.08 2EDGKDBM-5.0/5.08	Without flange Flange with scew	2-18 2-16	5.0/5.08	20 IEC 10 UL (B, D)	320 IEC 300 UL (B, D)	-90°	Push-in spring connection	VDE、UL
	2EDGKDR-5.08 2EDGKDRM-5.08 2EDGKDRP-5.08	Without flange Flange with scew Flange with thread	2-18 2-16 2-16	5.08	20 IEC 10 UL (B, D)	320 IEC 300 UL (B, D)	0°	Push-in spring connection	/
	2EDGKDRW-5.08 2EDGKDRWM-5.08	Without flange Flange with scew	2-18 2-16	5.08	20 IEC 10 UL (B, D)	320 IEC 300 UL (B, D)	0°	Push-in spring connection	/
	2EDGKDH-5.08 2EDGKDHM-5.08 2EDGKDHG-5.08	Without flange Flange with scew With card lock	2-24	5.08	20 IEC 12 UL (B) 10 UL (D)	320 IEC 300 UL (B) 300 UL (D)	0°	Push-in spring connection	UL
	2EDGKN-5.0/5.08 2EDGKNM-5.0/5.08	Without flange Flange with scew	2-12	5.0/5.08	12 IEC 10 UL (B, D)	400 IEC 300 UL (B, D)	0°	Push-in spring connection	/
	2EDGKNH-5.08 2EDGKNHM-5.08	Without flange Flange with scew	2*(2-18) 2*(2-16)	5.08	8 IEC 10 UL (B, D)	400 IEC 300 UL (B, D)	0°	Push-in spring connection	UL

Pluggable terminal blocks,Wiring capacity up to 2.5mm²(AWG14)

Picture	Pruduct serie	Description	Poles(P)	Pitch(mm)	Rated current(A)	Rated voltage(V)	Connection direction	Connection method	Certification
	2EDGR-5.0/5.08	Without side walls	2-24	5.0/5.08	20 IEC 15 UL (B) 10 UL (D)	320 IEC 300 UL (B) 300 UL (D)	0°	Wave soldering	VDE、UL
	2EDGRC-5.0/5.08 2EDGRM-5.0/5.08	Without flange Flange with thread	2-24 2-24	5.0/5.08	20 IEC 15 UL (B) 10 UL (D)	320 IEC 300 UL (B) 300 UL (D)	0°	Wave soldering	VDE、UL
NEW	2EDGRMG-5.08	With push rod	2-12	5.08	12 IEC 15 UL (B) 10 UL (D)	320 IEC 300 UL (B) 300 UL (D)	0°	Wave soldering	UL
	2EDGR-7.5/7.62	Without side walls	2-12	7.5/7.62	20 IEC 15 UL (B) 10 UL (B)	400 IEC 300 UL (B) 300 UL (D)	0°	Wave soldering	VDE、UL
	2EDGRC-7.5/7.62 2EDGRM-7.5/7.62	Without flange Flange with thread	2-12	7.5/7.62	20 IEC 15 UL (B) 10 UL (B)	400 IEC 300 UL (B) 300 UL (D)	0°	Wave soldering	VDE、UL
	2EDGV-5.0/5.08	Without side walls	2-24	5.0/5.08	20 IEC 15 UL (B) 10 UL (D)	320 IEC 300 UL (B) 300 UL (D)	90°	Wave soldering	VDE、UL
	2EDGVC-5.0/5.08 2EDGVM-5.0/5.08	Without flange Flange with thread	2-24	5.0/5.08	20 IEC 15 UL (B) 10 UL (D)	320 IEC 300 UL (B) 300 UL (D)	90°	Wave soldering	VDE、UL
	2EDGVMG-5.08	With push rod	2-12	5.08	12 IEC 15 UL (B) 10 UL (D)	320 IEC 300 UL (B) 300 UL (D)	90°	Wave soldering	UL
NEW	2EDGRHB-THR-5.0/5.08 2EDGRHBM-THR-5.0/5.08	Without flange Flange with thread	2*(2-12)	5.0/5.08	12 IEC 10 UL (B, D)	400 IEC 300 UL (B, D)	0°	Reflow soldering	/
NEW	2EDGVHB-THR-5.0/5.08 2EDGVHBM-THR-5.0/5.08	Without flange Flange with thread	2*(2-12)	7.5/7.62	12 IEC 10 UL (B, D)	400 IEC 300 UL (B, D)	90°	Reflow soldering	/
NEW	2EDGRHC-5.08 2EDGRHCM-5.08	Without flange Flange with thread	2*(2-18) 2*(2-16)	5.08	8 IEC 10 UL (B, D)	400 IEC 300 UL (B, D)	0°	Reflow soldering	UL
	2EDGV-7.5/7.62	Without side walls	2-12	7.5/7.62	20 IEC 15 UL (B) 10 UL (B)	400 IEC 300 UL (B) 300 UL (D)	90°	Wave soldering	VDE、UL
	2EDGVC-7.5/7.62 2EDGVM-7.5/7.62	Without flange Flange with thread	2-12	7.5/7.62	20 IEC 15 UL (B) 10 UL (B)	400 IEC 300 UL (B) 300 UL (D)	90°	Wave soldering	VDE、UL
	2EDGL-5.08	Without side walls	2-24	5.08	20 IEC 15 UL (B) 10 UL (D)	320 IEC 300 UL (B) 300 UL (D)	45°	Wave soldering	VDE、UL
	2EDGLC-5.08 2EDGLM-5.08	Without flange Flange with thread	2-24	5.08	20 IEC 15 UL (B) 10 UL (D)	320 IEC 300 UL (B) 300 UL (D)	45°	Wave soldering	VDE、UL

Pluggable terminal blocks,Wiring capacity up to 2.5mm²(AWG14)

Picture	Pruduct serie	Description	Poles(P)	Pitch(mm)	Rated current(A)	Rated voltage(V)	Connection direction	Connection method	Certification
	2EDGJ-5.08	/	2-24	5.08	20 IEC 18 UL (B) 10 UL (D)	320 IEC 300 UL (B) 300 UL (D)	90°	Wave soldering	UL
	2EDGLF-5.0 2EDGRF-5.0	Left side Right side	2-4	5.0	20 IEC 15 UL (B) 10 UL (D)	320 IEC 300 UL (B) 300 UL (D)	0°	Wave soldering	VDE、UL
	2EDGAF-5.08 2EDGBF-5.08	Left side Right side	3	5.08	12 IEC 15 UL (B) 10 UL (D)	320 IEC 300 UL (B) 300 UL (D)	0°	Wave soldering	/
	2EDGRT-5.0/5.08	Without side walls	2*(2-24)	5.0/5.08	10 IEC 15 UL (B) 10 UL (D)	320 IEC 300 UL (B) 300 UL (D)	0°	Wave soldering	VDE、UL
	2EDGRTC-5.0/5.08 2EDGRTM-5.0/5.08	Without flange Flange with thread	2*(2-24) 2*(2-22)	5.0/5.08	10 IEC 15 UL (B) 10 UL (D)	320 IEC 300 UL (B) 300 UL (D)	0°	Wave soldering	VDE、UL
	2EDGVT-5.0/5.08	Without side walls	2*(2-24)	5.0/5.08	10 IEC 15 UL (B) 10 UL (D)	320 IEC 300 UL (B) 300 UL (D)	90°	Wave soldering	VDE、UL
	2EDGVTC-5.0/5.08 2EDGVTM-5.0/5.08	Without flange Flange with thread	2*(2-24) 2*(2-22)	5.0/5.08	10 IEC 15 UL (B) 10 UL (D)	320 IEC 300 UL (B) 300 UL (D)	90°	Wave soldering	VDE、UL
	2EDGRH-5.0/5.08 2EDGRHM-5.0/5.08	Without flange Flange with thread	2*(2-24) 2*(2-22)	5.0/5.08	10 IEC 15 UL (B) 10 UL (D)	320 IEC 300 UL (B) 300 UL (D)	0°	Wave soldering	VDE、UL
	2EDGVH-5.0/5.08 2EDGVHM-5.0/5.08	Without flange Flange with thread	2*(2-24) 2*(2-22)	5.0/5.08	10 IEC 15 UL (B) 10 UL (D)	320 IEC 300 UL (B) 300 UL (D)	90°	Wave soldering	VDE、UL
	2EDGA-5.08 2EDGAM-5.08	Without flange Flange with thread	2-24 2-22	5.08	20 IEC 15 UL (B) 10 UL (D)	320 IEC 300 UL (B) 300 UL (D)	0°	Wave soldering	UL
	2EDGA-7.62 2EDGAM-7.62	Without flange Flange with thread	2-12	7.62	20 IEC 15 UL (B) 10 UL (D)	400 IEC 300 UL (B) 300 UL (D)	0°	Wave soldering	UL
	2EDGB-5.0/5.08 2EDGBM-5.08	Without flange Flange with thread	2-24 2-22	5.0/5.08 5.08	20 IEC 15 UL (B) 10 UL (D)	320 IEC 300 UL (B) 300 UL (D)	90°	Wave soldering	UL
	2EDGB-7.62 2EDGBM-7.62	Without flange Flange with thread	2-12	7.62	20 IEC 15 UL (B) 10 UL (D)	400 IEC 300 UL (B) 300 UL (D)	90°	Wave soldering	UL
	2CDGB-5.08	Socket with screw flange Bulkhead connection	2-22	5.08	12 IEC 15 UL (B) 10 UL (D)	400 IEC 300 UL (B) 300 UL (D)	0°	Soldered or splined connections	UL
	2CDG-5.08	Bulkhead panel frame	2-22	5.08	/	/	0°	Flange connections	/

Pluggable terminal blocks,Wiring capacity up to 2.5mm²(AWG14)

Picture	Pruduct serie	Description	Poles(P)	Pitch(mm)	Rated current(A)	Rated voltage(V)	Connection direction	Connection method	Certification
	2CDGVC-5.08 2CDGVM-5.08	Bulkhead connection Without flange Flange with thread Type with panel fixing hole	2-24 2-22	5.08	20 IEC 15 UL (B) 10 UL (D)	320 IEC 300 UL (B) 300 UL (D)	90°	Wave soldering	/
	2CDGRC-5.08 2CDGRM-5.08	Bulkhead connection Without flange Flange with thread Type with panel fixing hole	2-24 2-22	5.08	20 IEC 15 UL (B) 10 UL (D)	320 IEC 300 UL (B) 300 UL (D)	0°	Wave soldering	/
	2EDG-STD-5.0/5.08	Direct fastening with screws	2-24	5.0/5.08	24 IEC 15 UL (B) 10 UL (D)	250 IEC 300 UL (B) 300 UL (D)	0°	Screw connection with clamp wire	UL
	2EDG-DB-5.08 2EDG-DBM-5.08	Direct fastening with screws Without flange Flange with thread	2-24 2-22	5.08	12 IEC 15 UL (B) 10 UL (D)	320 IEC 300 UL (B) 300 UL (D)	0°	Screw connection with clamp wire	UL
	2EDG-DK-5.08 2EDG-DKM-5.08	Installation of guide rail Without flange Flange with thread	2-24 2-22	5.08	12 IEC 15 UL (B) 10 UL (D)	320 IEC 300 UL (B) 300 UL (D)	0°	Screw connection with clamp wire	UL
	2EDG-UDB-5.08 2EDG-UDBM-5.08 2EDG-UDBN-5.08	Installation of guide rail Without flange Flange with thread With lock	2-24 2-22 2-22	5.08	12 IEC 15 UL (B) 10 UL (D)	320 IEC 300 UL (B) 300 UL (D)	0°	Screw connection with clamp wire	UL
	2EDG-URK-5.08	Fixing of guide rail	6-24	5.08	20 IEC 15 UL (B) 10 UL (D)	320 IEC 300 UL (B) 300 UL (D)	0°	Screw connection with clamp wire	/
	2EDG-VRK-5.08	Fixing of guide rail	6-24	5.08	20 IEC 15 UL (B) 10 UL (D)	320 IEC 300 UL (B) 300 UL (D)	0°	Screw connection with clamp wire	/
	2EDGKQ-5.0	Pluggable pins	2-16	5.0	10 IEC 10 UL (B, D)	250 IEC 300 UL (B, D)	0°	Screw connection with clamp wire	UL
	2EDGR-THR-5.0/5.08	Without side walls	2-12	5.0/5.08	20 IEC 15 UL (B) 10 UL (D)	320 IEC 300 UL (B) 300 UL (D)	0°	Reflow soldering	VDE、UL
	2EDGRC-THR-5.0/5.08 2EDGRM-THR-5.08	Without flange Flange with thread	2-12	5.0/5.08 5.08	20 IEC 15 UL (B) 10 UL (D)	320 IEC 300 UL (B) 300 UL (D)	0°	Reflow soldering	VDE、UL
	2EDGV-THR-5.0/5.08	Without side walls	2-12	5.0/5.08	20 IEC 15 UL (B) 10 UL (D)	320 IEC 300 UL (B) 300 UL (D)	90°	Reflow soldering	VDE、UL
	2EDGVC-THR-5.0/5.08 2EDGVM-THR-5.08	Without flange Flange with thread	2-12	5.0/5.08 5.08	20 IEC 15 UL (B) 10 UL (D)	320 IEC 300 UL (B) 300 UL (D)	90°	Reflow soldering	VDE、UL
	2EDGLF-THR-5.0 2EDGRF-THR-5.0	Left side Right side	2-4	5.0	12 IEC 15 UL (B) 10 UL (D)	320 IEC 300 UL (B) 300 UL (D)	0°	Reflow soldering	/
	2EDG-PWI	Error insertion prevention	6	/	/	/	/	2EDG series plug	/

Pluggable terminal blocks,Wiring capacity up to 2.5mm²(AWG14)

Picture	Pruduct serie	Description	Poles(P)	Pitch(mm)	Rated current(A)	Rated voltage(V)	Connection direction	Connection method	Certification
	2EDG-PWP	Error insertion prevention	6	/	/	/	/	2EDG series socket	/
	2EDG-PWP-01Z(H)	Error insertion prevention	6	/	/	/	/	2EDG-100Z series socket	/
	DG019-5.0	Error insertion prevention	2-10	5.0	/	/	/	2EDG 5.0/ 5.08 series	/
	8EDGK-5.0/5.08 8EDGKMA-5.0/5.08 8EDGKG-5.0/5.08 8EDGKC-5.08	Without flange With flange With lock With fixed cutting nail	2-24	5.0/5.08	20 IEC 15 UL (B) 15 UL (C) 10 UL (D)	320 IEC 300 UL (B) 150 UL (C) 300 UL (D)	0°	Spring-cage connection	VDE、UL
	8EDGK-7.5/7.62 8EDGKMA-7.5/7.62 8EDGKG-7.5/7.62 8EDGKC-7.5/7.62	Without flange With flange With lock With fixed cutting nail	2-12	7.5/7.62	20 IEC 15 UL (B, C) 10 UL (D)	400 IEC 300 UL (B, C) 300 UL (D)	0°	Spring-cage connection	VDE、UL
	8EDGKF-5.0	/	2-24	5.0	20 IEC 15 UL (B) 15 UL (C) 10 UL (D)	320 IEC 300 UL (B) 150 UL (C) 300 UL (D)	90°	Spring-cage connection	VDE
	8EDGKR-5.0/5.08 8EDGKRMA-5.0/5.08 8EDGKRC-5.0/5.08	Without flange With flange With fixed cutting nail	2-24	5.0/5.08	20 IEC 15 UL (B) 10 UL (D)	320 IEC 300 UL (B) 300 UL (D)	0°	Spring-cage connection	VDE、UL
	8EDGKR-7.5/7.62 8EDGKRMA-7.5/7.62 8EDGKRC-7.5/7.62	Without flange With flange With fixed cutting nail	2-12	7.5/7.62	20 IEC 15 UL (B) 10 UL (D)	400 IEC 300 UL (B) 300 UL (D)	0°	Spring-cage connection	VDE、UL
	8EDG-STD-5.0 8EDG-STDM-5.0 8EDG-STDC-5.0	Without flange With flange With fixed cutting nail	2-24	5.0	20 IEC 15 UL (B)	320 IEC 300 UL (B)	45°	Spring-cage connection	/
	8EDG-STD-7.5 8EDG-STDM-7.5	Without flange With flange	2-12	7.5	20 IEC 15 UL (B)	400 IEC 300 UL (B)	45°	Spring-cage connection	/
	8EDGRC-5.0/5.08	/	2-24	5.0/5.08	20 IEC 15 UL (B) 15 UL (C) 10 UL (D)	320 IEC 300 UL (B) 150 UL (C) 300 UL (D)	0°	Wave soldering	VDE、UL
	8EDGRC-7.5/7.62	/	2-12	7.5/7.62	20 IEC 15 UL (B) 15 UL (C) 10 UL (D)	400 IEC 300 UL (B) 150 UL (C) 300 UL (D)	0°	Wave soldering	VDE、UL
	8EDGVC-5.0/5.08	/	2-24	5.0/5.08	20 IEC 15 UL (B, C) 10 UL (D)	320 IEC 300 UL (B, C) 300 UL (D)	90°	Wave soldering	VDE、UL
	8EDGVC-THR-5.0	High-temperature meterial	2-24	5.0	20 IEC 15 UL (B) 10 UL (D)	320 IEC 300 UL (B) 300 UL (D)	90°	Reflow soldering	/
	8EDGVC-7.5/7.62	/	2-12	7.5/7.62	20 IEC 15 UL (B, C) 10 UL (D)	400 IEC 300 UL (B, C) 300 UL (D)	90°	Wave soldering	VDE、UL

Pluggable terminal blocks,Wiring capacity up to 2.5mm²(AWG14)

Picture	Pruduct serie	Description	Poles(P)	Pitch(mm)	Rated current(A)	Rated voltage(V)	Connection direction	Connection method	Certification
	8EDGA-5.0 8EDGAM-5.0	Without flange With flange	2-24	5.0	20 IEC 15 UL (B) 10 UL (D)	320 IEC 300 UL (B) 300 UL (D)	0°	Wave soldering	/
	8EDGA-7.5 8EDGAM-7.5	Without flange With flange	2-12	7.5	20 IEC 15 UL (B) 10 UL (D)	320 IEC 300 UL (B) 300 UL (D)	0°	Wave soldering	/
	8EDGB-5.0 8EDGBM-5.0	Without flange With flange	2-24	5.0	20 IEC 15 UL (B) 10 UL (D)	320 IEC 300 UL (B) 300 UL (D)	90°	Wave soldering	/
	8EDGB-7.5 8EDGBM-7.5	Without flange With flange	2-12	7.5	20 IEC 15 UL (B) 10 UL (D)	320 IEC 300 UL (B) 300 UL (D)	90°	Wave soldering	/
	8EDGKB-5.0/5.08 8EDGKMB-5.0/5.08 8EDGKGB-5.0/5.08 8EDGKD-5.0	Mis-insertion protection, without flange Mis-insertion protection, with flange Mis-insertion protection, with lock Mis-insertion protection, with fixing pin	2-24	5.0/5.08	20 IEC 15 UL (B) 15 UL (C) 10 UL (D)	320 IEC 300 UL (B) 150 UL (C) 300 UL (D)	0°	Spring-cage connection	VDE、UL
	8EDGKB-7.5 8EDGKMB-7.5 8EDGKGB-7.5	Mis-insertion protection, without flange Mis-insertion protection, with flange Mis-insertion protection, with lock	2-12	7.5	20 IEC 15 UL (B, C) 10 UL (D)	400 IEC 300 UL (B, C) 300 UL (D)	0°	Spring-cage connection	VDE、UL
	8EDGKRB-5.0/5.08 8EDGKRMB-5.0/5.08 8EDGKRD-5.0	Mis-insertion protection, without flange Mis-insertion protection, with flange Mis-insertion protection, with fixing pin	2-24	5.0/5.08	20 IEC 15 UL (B) 10 UL (D)	320 IEC 300 UL (B) 300 UL (D)	0°	Spring-cage connection	VDE、UL
	8EDGKRB-7.5 8EDGKRMB-7.5 8EDGKRD-7.5	Mis-insertion protection, without flange Mis-insertion protection, with flange Mis-insertion protection, with fixing pin	2-24	7.5	20 IEC 15 UL (B) 10 UL (D)	400 IEC 300 UL (B) 300 UL (D)	0°	Spring-cage connection	VDE、UL
	8EDG-STDB-5.0 8EDG-STDBM-5.0 8EDG-STDD-5.0	Mis-insertion protection, without flange Mis-insertion protection, with flange Mis-insertion protection, with fixing pin	2-24	5.0	20 IEC 15 UL (B)	320 IEC 300 UL (B)	45°	Spring-cage connection	/
	8EDG-STDB-7.5 8EDG-STDBM-7.5	Mis-insertion protection, without flange Mis-insertion protection, with flange	2-12	7.5	20 IEC 15 UL (B)	400 IEC 300 UL (B)	45°	Spring-cage connection	/
	8EDGRCB-5.0/5.08	Mis-insertion protection	2-24	5.0/5.08	20 IEC 15 UL (B) 10 UL (D)	320 IEC 300 UL (B) 300 UL (D)	0°	Wave soldering	VDE、UL
	8EDGRCB-7.5	Mis-insertion protection	2-12	7.5	20 IEC 15 UL (B) 15 UL (C) 10 UL (D)	400 IEC 300 UL (B) 150 UL (C) 300 UL (D)	0°	Wave soldering	VDE、UL
	8EDGVCB-5.0/5.08	Mis-insertion protection	2-24	5.0/5.08	20 IEC 15 UL (B) 10 UL (D)	320 IEC 300 UL (B) 300 UL (D)	90°	Wave soldering	VDE、UL
	8EDGVCB-7.5	Mis-insertion protection	2-12	7.5	20 IEC 15 UL (B) 15 UL (C) 10 UL (D)	400 IEC 300 UL (B) 150 UL (C) 300 UL (D)	90°	Wave soldering	VDE、UL
	8EDGC-5.0 8EDGCM-5.0	Mis-insertion protection, without flange Mis-insertion protection, with flange	2-24	5.0	20 IEC 15 UL (B) 10 UL (D)	320 IEC 300 UL (B) 300 UL (D)	0°	Wave soldering	/

Pluggable terminal blocks,Wiring capacity up to 2.5mm²(AWG14)

Picture	Pruduct serie	Description	Poles(P)	Pitch(mm)	Rated current(A)	Rated voltage(V)	Connection direction	Connection method	Certification
	8EDGC-7.5 8EDGCM-7.5	Mis-insertion protection, without flange Mis-insertion protection, with flange	2-12	7.5	20 IEC 15 UL (B) 10 UL (D)	320 IEC 300 UL (B) 300 UL (D)	0°	Wave soldering	/
	8EDGD-5.0 8EDGDM-5.0	Mis-insertion protection, without flange Mis-insertion protection, with flange	2-24	5.0	20 IEC 15 UL (B) 10 UL (D)	320 IEC 300 UL (B) 300 UL (D)	90°	Wave soldering	/
	8EDGD-7.5 8EDGDM-7.5	Mis-insertion protection, without flange Mis-insertion protection, with flange	2-12	7.5	20 IEC 15 UL (B) 10 UL (D)	320 IEC 300 UL (B) 300 UL (D)	90°	Wave soldering	/
	8EDGXA-3.5	Wire guard box	10	/	/	/	/	8EDGK-3.5	/
	DG730K	/	3	/	10 IEC 10 UL (B)	630 IEC 600 UL (B)	0°	/	/
	DG730J	/	3	/	10 IEC 10 UL (B)	630 IEC 600 UL (B)	0°	/	/
	DG010	Wiring tool	/	/	/	/	/	8EDGK-5.0 /5.08/7.5/ 7.62 series	/
	DG013	Rail fixing accessories	/	/	/	/	/	8EDGKC/ KRMC / KD/KRD series	/
	DG014	Error insertion prevention	/	/	/	/	/	8EDGRC/ VC/RCB / VCB-5.0/ 5.08 series	/
	DG015	Error insertion prevention	/	/	/	/	/	8EDGRC/ VC/RCB / VCB-7.5/ 7.62 series	/
	DG016	Rail fixing accessories	/	/	/	/	/	8EDGKC/ KRMC /KD/ KRD series	/
	DG018-5.0	Bridgeware	2-3	/	/	/	/	8EDGK/KR -5.0/5.08 series	/
	DG018-7.5	Bridgeware	2-3	/	/	/	/	8EDGK/KR -7.5/7.62 series	/
	DG017	Splicing accessories	/	/	/	/	/	8EDGK series	/
	9EDGK-5.0	SNAP-LOCK technology	2-14	5.0	20 IEC 14.5 UL (B) 10 UL (D)	160 IEC 300 UL (B) 300 UL (D)	0°	Spring-cage connection	/

Pluggable terminal blocks,Wiring capacity up to 2.5mm²(AWG14)

Picture	Pruduct serie	Description	Poles(P)	Pitch(mm)	Rated current(A)	Rated voltage(V)	Connection direction	Connection method	Certification
	9EDGRC-5.0	SNAP-LOCK Technology	2-14	5.0	20 IEC 14.5 UL (B) 10 UL (D)	160 IEC 300 UL (B) 300 UL (D)	0°	Wave soldering	/
NEW	9EDGKG-5.08	SNAP-LOCK Technology	5/6	5.08	16 IEC 14.5 UL (B) 10 UL (D)	160 IEC 300 UL (B) 300 UL (D)	0°	Spring-cage connection	UL
NEW	9EDGRN-5.08	SNAP-LOCK Technology	5/6	5.08	16 IEC 14.5 UL (B) 10 UL (D)	160 IEC 300 UL (B) 300 UL (D)	0°	Wave soldering	UL
	9EDGK-7.5	SNAP-LOCK Technology	2-12	7.5	20 IEC 16 UL (B, C) 5 UL (D) 16 UL (F)	630 IEC 300 UL (B, C) 600 UL (D) 600 UL (F)	0°	Spring-cage connection	VDE、UL
	9EDGRC-7.5	SNAP-LOCK Technology	2-12	7.5	20 IEC 16 UL (B, C) 5 UL (D) 16 UL (F)	630 IEC 300 UL (B, C) 600 UL (D) 600 UL (F)	0°	Reflow soldering	VDE、UL
	9EDGKH-7.5	SNAP-LOCK Technology	4	7.5	20 IEC 16 UL (B, C)	1000 IEC 600 UL (B, C)	0°	Spring-cage connection	VDE、UL
	9EDGRH-7.5	SNAP-LOCK Technology	4	7.5	20 IEC 16 UL (B, C) 5 UL (D)	1000 IEC 600 UL (B, C) 600 UL (D)	0°	Wave soldering	VDE、UL
NEW	9EDGKD-7.62	SNAP-LOCK Technology	3/6	7.62	20 IEC 20 UL (B,C)	630 IEC 600 UL (B,C)	0°	Push-in spring connection	UL
NEW	9EDGRB-7.62	SNAP-LOCK Technology	3/6	7.62	20 IEC 20 UL (C) 5 UL (D) 20 UL (F)	630 IEC 300 UL (C) 600 UL (D) 600 UL (F)	0°	Reflow soldering	UL
NEW	9EDGKD-HC-5.0	SNAP-LOCK Technology	2/4/8/10	5.0	20 IEC 20 UL (B) 10 UL (D)	500 IEC 300 UL (B) 300 UL (D)	0°	Push-in spring connection	UL
NEW	9EDGRB-HC-5.0	SNAP-LOCK Technology	2/4/8/10	5.0	20 IEC 20 UL (B) 10 UL (D)	500 IEC 300 UL (B) 300 UL (D)	0°	Wave soldering	UL
	DG331-5.0	Clamped into the equipment enclosure, connected with pins	2-20	5.0	12 IEC 10 UL (B)	250 IEC 300 UL (B)	0°	Screw connector with wire protection	UL
	DG335W-5.0	Pluggable pin	2-12	5.0	12 IEC 10 UL (B, D)	320 IEC 300 UL (B, D)	0°	Screw connector with wire protection	UL
	DG332J-5.0	Curved needle models available	2-24	5.0	12 IEC 10 UL (B, D)	250 IEC 300 UL (B, D)	90°	Wave soldering	UL
NEW	DG332J-THR-5.0	High-temrerature resistant plastic	2-24	5.0	12 IEC 10 UL (B, D)	250 IEC 300 UL (B, D)	90°	Reflow soldering	/

Pluggable terminal blocks,Wiring capacity up to 2.5 mm² (AWG 14)

Picture	Pruduct serie	Description	Poles(P)	Pitch(mm)	Rated current(A)	Rated voltage(V)	Connection direction	Connection method	Certification
	2EDGP-5.0	PCB Connection	2-16	5.0	17.5 IEC 20 UL (B) 10 UL (D)	320 IEC 300 UL (B) 300 UL (D)	0°	Screw connection with clamp wire	UL
NEW 	2EDGKPS-5.08	PUSH-SNAP technology	2-24	5.08	20 IEC 15 UL (B) 10 UL (D)	320 IEC 300 UL (B) 300 UL (D)	0°	PUSH-SNAP technology	/
NEW	2EDGKHR-7.62	High Voltage Model	2-12	7.62	16 IEC 16 UL (B, C)	1000 IEC 600 UL (B, C)	0°	Screw connection with clamp wire	UL
NEW	2EDGKA-HV-7.62	High Voltage Model	2-8	7.62	18 IEC 15 UL (B, C)	1000 IEC 600 UL (B, C)	90°	Screw connection with clamp wire	UL
NEW	2EDGKB-HV-7.62	High Voltage Model	2-8	7.62	18 IEC 15 UL(B, C)	1000 IEC 600 UL(B, C)	-90°	Screw connection with clamp wire	UL
NEW	2EDGA-HV-7.62	High Voltage Model	2-12	7.62	16 IEC 15 UL (B) 10 UL (D)	630 IEC 300 UL (B) 300 UL (D)	0°	Wave soldering	UL
NEW	2EDGKDT-5.0	/	2-4	5.08	16 IEC 15 UL(B) 10 UL(D)	400 IEC 300 UL (B) 300 UL(D)	0°	Push-in spring connection	UL

Pluggable terminal blocks,Wiring capacity up to 4mm²(AWG12)

Picture	Pruduct serie	Description	Poles(P)	Pitch(mm)	Rated current(A)	Rated voltage(V)	Connection direction	Connection method	Certification
	5EDGK-7.62 5EDGKM-7.62	Without flange Flange with screw	2-12	7.62	32 IEC 30 UL (B, C) 10 UL (D)	400 IEC 300 UL (B, C) 300 UL (D)	0°	Screw connection with clamp wire	VDE、UL
NEW	5EDGKRP-7.62	Through-wall connection	2-12	7.62	20 IEC 35 UL (B, C) 5 UL (D)	630 IEC 300 UL (B, C) 600 UL (D)	0°	Screw connection with clamp wire	/
	5CDG-7.62	Through-wall connection	2-12	7.62	32 IEC 30 UL (B, C)	400 IEC 300 UL (B, C)	90°	Soldered or splined connection	UL
	5EDGRC-7.62 5EDGRM-7.62	Without flange Flange with thread	2-12	7.62	32 IEC 30 UL (B, C) 10 UL (D)	400 IEC 300 UL (B, C) 300 UL (D)	0°	Wave soldering	VDE、UL
	5EDGVC-7.62 5EDGVM-7.62	Without flange Flange with thread	2-12	7.62	32 IEC 30 UL (B, C) 10 UL (D)	400 IEC 300 UL (B, C) 300 UL (D)	90°	Wave soldering	VDE、UL
NEW	9EDGKS-7.62	SNAP-LOCK technology Compliant with DINEN61800-5-1 Secure Finger Protocol Available in either grounded or ungrounded	2-6	7.62	29 IEC 20 UL (B, C) 5 UL (D)	500 IEC 600 UL (B, C) 600 UL (D)	0°	Screw connection with clamp wire	UL
NEW	9EDGRS-7.62	SNAP-LOCK technology Compliant with DINEN61800-5-1 Secure Finger Protocol Available in either grounded or ungrounded	2-6	7.62	29 IEC 20 UL (B, C) 5 UL (D)	500 IEC 300 UL (B, C) 600 UL (D)	0°	Wave soldering	UL

Pluggable terminal blocks,Wiring capacity up to 6mm²(AWG10)

Picture	Pruduct serie	Description	Poles(P)	Pitch(mm)	Rated current(A)	Rated voltage(V)	Connection direction	Connection method	Certification
	5EDGKH-7.62 5EDGKHM-7.62	Without flange Flange with screw	2-12	7.62	41 IEC 41 UL (B, C) 5 UL (D)	1000 IEC 600 UL(B, C) 600 UL(D)	0°	Screw connection with clamp wire	UL
NEW	5EDGKHR-7.62	Reverse plug	2-7	7.62	41 IEC 41 UL (B, C) 5 UL (D)	1000 IEC 600 UL(B, C) 600 UL(D)	0°	Screw connection with clamp wire	UL
	5EDGRHC-7.62 5EDGRHM-7.62	Without flange Flange with thread	2-12	7.62	41 IEC 41 UL (B) 41 UL (C) 10 UL (D)	630 IEC 300 UL (B) 150 UL (C) 300 UL (D)	0°	Wave soldering	UL
	5EDGVHC-7.62 5EDGVHM-7.62	Without flange Flange with thread	2-12	7.62	41 IEC 41 UL (B, C) 5 UL (D)	630 IEC 300 UL (B, C) 600 UL (D)	90°	Wave soldering	UL
NEW	5EDGA-7.62 5EDGAM-7.62	Without flange Flange with thread	2-12	7.62	41 IEC 41 UL (B, C) 5 UL (D)	630 IEC 300 UL (B, C) 600 UL (D)	0°	Wave soldering	UL
NEW	5EDGB-7.62 5EDGBM-7.62	Without flange Flange with thread	2-12	7.62	41 IEC 41 UL (B, C) 5 UL (D)	630 IEC 300 UL (B, C) 600 UL (D)	90°	Wave soldering	UL
NEW	9EDGKD-HC-7.5	SNAP-LOCK technology	4	7.5	25 IEC 25 UL (B, C) 25 UL (F)	800 IEC 600 UL (B, C) 630 UL (F)	0°	Push-in spring connection	UL
NEW	9EDGRB-HC-7.5	SNAP-LOCK technology	4	7.5	25 IEC 25 UL (B) 25 UL (C) 25 UL (F)	800 IEC 300 UL (B) 150 UL (C) 630 UL (F)	0°	Wave soldering	UL

Pluggable terminal blocks,Wiring capacity up to 10mm²(AWG8)

Picture	Pruduct serie	Description	Poles(P)	Pitch(mm)	Rated current(A)	Rated voltage(V)	Connection direction	Connection method	Certification
	5EDGK-10.16 5EDGKM-10.16	Without flange Flange with screw	2-8	10.16	57 IEC 52 UL (B, C) 10 UL (D)	600 IEC 600 UL (B, C) 300 UL (D)	0°	Screw connection with clamp wire	VDE、UL
	5EDGRC-10.16 5EDGRM-10.16	Without flange Flange with thread	2-8	10.16	57 IEC 52 UL (B, C) 5 UL (D)	600 IEC 300 UL (B, C) 600 UL (D)	0°	Wave soldering	VDE、UL
	5EDGVC-10.16 5EDGVM-10.16	Without flange Flange with thread	2-8	10.16	57 IEC 52 UL (B, C) 5 UL (D)	600 IEC 300 UL (B, C) 600 UL (D)	90°	Wave soldering	VDE、UL
	5EDG-STD-10.16	Panel fixing,90° transfer	2-12	10.16	57 IEC 52 UL (B, C)	1000 IEC 600 UL (B, C)	0°	Screw connection with clamp wire	/
	5EDGKG-10.16	With lock	2	10.16	57 IEC 52 UL (B, C) 5 UL (D)	600 IEC 600 UL (B, C) 600 UL (D)	0°	Screw connection with clamp wire	UL

Pluggable terminal blocks,Wiring capacity up to 10mm²(AWG8)

Picture	Pruduct serie	Description	Poles(P)	Pitch(mm)	Rated current(A)	Rated voltage(V)	Connection direction	Connection method	Certification
	5EDGRG-10.16	With lock	2	10.16	57 IEC 52 UL (B, C) 5 UL (D)	600 IEC 600 UL (B, C) 600 UL (D)	0°	Wave soldering	UL
	5EDGKD-7.62 5EDGKDM-7.62	Without flange Flange with screw	2-14	7.62	41 IEC 35 UL (B)	1000 IEC 600 UL (B)	0°	Push-in spring connection	/
	5EDGKDL-7.62	Tool-less connection	2-12	7.62	41 IEC 42 UL (B, C)	1000 IEC 600 UL (B, C)	0°	Push-in spring connection	UL
NEW	5EDGKDLR-7.62	Tool-less connection	2-12	7.62	41 IEC 42 UL (B, C)	1000 IEC 600 UL (B, C)	0°	Push-in spring connection	VDE
NEW	5BDG-7.62	Through-wall panel frame	2-12	7.62	/	/	0°	Clamping plate	/
	5BDG-7.62	Through-wall panel frame	2-12	7.62	/	/	0°	Flange connection	/
	5EDGRL-7.62	/	2-12	7.62	41 IEC 42 UL (B, C) 5 UL (D)	630 IEC 300 UL (B, C) 600 UL (D)	0°	Wave soldering	UL
	5EDGVL-7.62	/	2-12	7.62	41 IEC 42 UL (B, C) 5 UL (D)	630 IEC 300 UL (B, C) 600 UL (D)	90°	Wave soldering	UL
	9EDGKHB-7.5	SNAP-LOCK technology	4	7.5	35 IEC 35 UL (B, C)	1000 IEC 600 UL (B, C)	0°	Spring-cage connection	/
	9EDGVHB-7.5	SNAP-LOCK technology	4	7.5	35 IEC 35 UL (B, C)	1000 IEC 600 UL (B, C)	90°	Wave soldering	/

Pluggable terminal blocks,Wiring capacity up to 16mm²(AWG6)

Picture	Pruduct serie	Description	Poles(P)	Pitch(mm)	Rated current(A)	Rated voltage(V)	Connection direction	Connection method	Certification
NEW	9EDGKS-10.16	SNAP-LOCK technology Compliant with DINEN61800-5-1 Secure Finger Protocol Available in either grounded or ungrounded	2-6	10.16	78.3 IEC 57 UL (B, C) 5 UL (D)	1000 IEC 600 UL (B, C) 600 UL (D)	0°	Screw connection with clamp wire	UL
NEW	9EDGRS-10.16	SNAP-LOCK technology Compliant with DINEN61800-5-1 Secure Finger Protocol Available in either grounded or ungrounded	2-6	10.16	78.3 IEC 57 UL (B, C) 5 UL (D)	1000 IEC 300 UL (B, C) 600 UL (D)	0°	Wave soldering	UL

PCB Terminal Blocks

DEGSON's PCB terminal blocks are widely used for signal,data and power transmission in various industries, including different kinds of connection methods, connection directions and pitch ranges, etc. We can provide the most suitable solutions for customers according to the different application occasions.



Main features

- Different connection methods including screw and spring type,etc
- Cross section range:0.14mm^2-35mm^2
- Pitch range:2.5-15.0mm
- Rated voltage/current can up to 1000V/125A
- Suitable for wave soldering, THR and SMT soldering process

Product Features

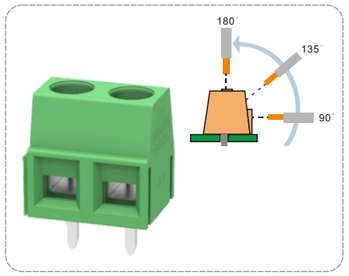

Multiple wiring angles
Different wiring angles for different application occasions

Multi-layer structure
High wiring density



Compliant with UL1059-600V standard
"Z" pin design to increased safety distance to meet industrial 600V requirements



Multi-row arrangement
Angled conductor outlet facilitates high density connection on PCB.



SMT and THR process
Tape and reel package can be used for SMT and THR process to meet automated production



Integrated test hole
Convenient and safe electrical test without removing the wiring



Multi-row arrangement
Providing customized service including printing, special color etc.

Automatic production
Automatic assembly and inspection, stable quality



Spliced modular structure
Different poles can be quickly and flexibly combined through the side latch

PCB terminal blocks,Wiring capacity up to 0.34mm²(AWG22)

Picture	Pruduct serie	Description	Poles(P)	Pitch(mm)	Rated current(A)	Rated voltage(V)	Connection direction	Connection method	Certification
	DG2001-3.0	SMT process	1-3	3.0	3 IEC 3 UL (B)	160 IEC 1P:600 UL (B) 2/3P:300 UL (B)	0°	Push-in spring connection	VDE、UL
	DG043-3.0	Bridge	1-3	3.0	3 UL (B)	/	0°	Matching DG2001-3.0	/
	DG044	Operation tool	/	/	/	/	90°	Matching DG2001-3.0	/

PCB terminal blocks,Wiring capacity up to 0.5mm²(AWG20)

Picture	Pruduct serie	Description	Poles(P)	Pitch(mm)	Rated current(A)	Rated voltage(V)	Connection direction	Connection method	Certification
	DG250-2.5	Operating with a slotted screwdriver	1-24	2.5	2 IEC 2 UL (B, C, D)	250 IEC 300 UL (B, C, D)	45°	Push-in spring connection	VDE、UL
	DG211R-2.5	/	2-24	2.5	3 IEC 3 UL (B)	160 IEC 150 UL (B)	0°	Push-in spring connection	UL
	DG240-2.54	/	2-24	2.54	6 IEC 4 UL (B, C, D)	130 IEC 150 UL (B, C, D)	45°	Spring-cage connection	VDE、UL
	DG240W-2.54	/	2-24	2.54	6 IEC 4 UL (B, C, D)	130 IEC 150 UL (B, C, D)	45°	Spring-cage connection	VDE、UL
	DG241-2.5/2.54	/	1-24	2.5/2.54	6 IEC 5 UL (B)	130 IEC 150 UL (B)	90°	Spring-cage connection	VDE、UL
	DG141V-2.54	/	2-24	2.54	6 IEC 2 UL (B, C, D)	130 IEC 150 UL (B, C, D)	90°	Push-in spring connection	VDE、UL
	DG141R-2.54	/	2-24	2.54	6 IEC 2 UL (B, C, D)	130 IEC 150 UL (B, C, D)	0°	Push-in spring connection	VDE、UL

PCB terminal blocks,Wiring capacity up to 0.75mm²(AWG18)

Picture	Pruduct serie	Description	Poles(P)	Pitch(mm)	Rated current(A)	Rated voltage(V)	Connection direction	Connection method	Certification
	DG2002-4.0	SMT process	1-3	4.0	9 IEC 9 UL (B)	160 IEC 1P:600 UL (B) 2/3P:300 UL (B)	0°	Push-in spring connection	VDE、UL
	DG250W-3.5	Operating with a slotted screwdriver	2-24	3.5	3 IEC 4 UL (B, C)	250 IEC 300 UL (B, C)	0°	Push-in spring connection	VDE、UL
	DG208-5.0	/	1-24	5.0	9 IEC 7 UL (B, D)	450 IEC 300 UL (B, D)	0°	Push-in spring connection	VDE、UL
	DG350-3.5/3.96	/	2/3pin, Side-by-side installation	3.5/3.96	10 IEC 7 UL (B, D)	130 IEC 300 UL (B, D)	0°	Screw connection with wire protection	VDE、UL
	DG350R-3.5/3.96	/	2/3pin, Side-by-side installation	3.5/3.96	10 IEC 7 UL (B, D)	130 IEC 300 UL (B, D)	90°	Screw connection with wire protection	VDE、UL
	DG340-3.81	/	2/3pin, Side-by-side installation	3.81	10 IEC 7 UL (B)	130 IEC 300 UL (B)	0°	Screw connection with wire protection	VDE、UL
	DG340R-3.81	/	2/3pin, Side-by-side installation	3.81	10 IEC 7 UL (B)	130 IEC 300 UL (B)	90°	Screw connection with wire protection	VDE、UL
	DG308-2.54	With or without dowel pin	2-12	2.54	8 IEC 6 UL (B)	130 IEC 150 UL (B)	0°	Screw connection with wire tension sleeve	VDE、UL
	DG220A-2.1	/	4、8	2.1	13.5 IEC	130 IEC 150 UL	0°	Push-in spring connection	VDE、UL
	DG220B-2.1	/	2、4、8	2.1	6 IEC 7 UL (B, D)	320 IEC 150 UL (B, D)	0°	Push-in spring connection	VDE、UL
	DG390-5.0	Operating with a slotted screwdriver	2-12	5.0	13.5 IEC 8 UL (B)	250 IEC 300 UL (B)	0°	Push-in spring connection	/
	DG027-4.0	Bridge	1-3	4.0	9 UL (B)	/	0°	Matching DG2002-4.0	/
	DG028	Operation tool	/	/	/	/	/	Matching DG2002-4.0	/
	DG220J	Pin	1	/	6 IEC 7 UL (B, D)	320 IEC 150 UL (B, D)	/	Matching DG220B-2.1	VDE、UL

PCB terminal blocks,Wiring capacity 1.5 mm² (AWG 16)

Picture	Pruduct serie	Description	Poles(P)	Pitch(mm)	Rated current(A)	Rated voltage(V)	Connection direction	Connection method	Certification
	DG301-5.0	/	2/3pin, Side-by-side installation	5.0	17.5 IEC 15 UL (B)	250 IEC 300 UL (B)	0°	Screw connection With wire protection	UL
	DG301R-5.0	/	2/3pin, Side-by-side installation	5.0	17.5 IEC 15 UL (B)	250 IEC 300 UL (B)	90°	Screw connection With wire protection	VDE、UL
	DG301S-5.0	/	2/3pin, Side-by-side installation	5.0	17.5 IEC 15 UL (B) 10 UL (D)	320 IEC 300 UL (B) 300 UL (D)	45°	Screw connection With wire protection	UL
	DG306-5.0	/	2/3pin, Side-by-side installation	5.0	15 IEC 10 UL (B)	250 IEC 300 UL (B)	0°	Screw connection With wire protection	UL
	DG126R-5.0	/	2/3pin, Side-by-side installation	5.0	10 IEC 10 UL (B)	250 IEC 300 UL (B)	90°	Screw connection With wire protection	UL
	DG351V-3.5	/	2/3pin, Side-by-side installation	3.5	17.5 IEC 10 UL (B, D)	200 IEC 300 UL (B, D)	0°	Screw connection With wire protection	UL
	DG351R-3.5	/	2/3pin, Side-by-side installation	3.5	17.5 IEC 10 UL (B, D)	200 IEC 300 UL (B, D)	90°	Screw connection With wire protection	UL
	DG380-3.5	/	2-24	3.5	13.5 IEC 10 UL (B, D)	200 IEC 300 UL (B, D)	0°	Screw connection with wire tension sleeve	UL
	DG380-3.81	/	2-24	3.81	16 IEC 12 UL (B) 10 UL (D)	200 IEC 300 UL (B) 300 UL (D)	0°	Screw connection with wire tension sleeve	VDE、UL
	DG380A-3.81	/	2*(2-12)	3.81	12 IEC 12 UL (B) 10 UL (D)	320 IEC 300 UL (B) 300 UL (D)	0°	Screw connection with wire tension sleeve	/
	DG381S-3.5	Providing 300V model of UL-D class DG381S-HV-3.5	2-18	3.5	10 IEC 10 UL (B)	130 IEC 300 UL (B)	35°	Screw connection with wire tension sleeve	VDE、UL
	DG381S-3.81	/	2-12	3.81	10 IEC 10 UL (B)	130 IEC 300 UL (B)	35°	Screw connection with wire tension sleeve	VDE、UL
	DG381-3.5/3.81	/	2/3pin, Side-by-side installation	3.5/3.81	10 IEC 10 UL (B)	130 IEC 300 UL (B)	0°	Screw connection with wire tension sleeve	VDE、UL
	DG381H-3.81	/	2-16	3.81	10 IEC 10 UL (B)	130 IEC 150 UL (B)	0°	Screw connection with wire tension sleeve	VDE、UL
	DG381A-3.5	/	2*(2-16)	3.5	10 IEC 12 UL (B) 10 UL (D)	130 IEC 300 UL (B) 300 UL (D)	0°	Screw connection with wire tension sleeve	VDE、UL

PCB terminal blocks,Wiring capacity 1.5 mm² (AWG 16)

Picture	Pruduct serie	Description	Poles(P)	Pitch(mm)	Rated current(A)	Rated voltage(V)	Connection direction	Connection method	Certification
	DG381A-3.81	/	2*(2-24)	3.81	10 IEC 12 UL (B) 10 UL (D)	130 IEC 300 UL (B) 300 UL (D)	0°	Screw connection with wire tension sleeve	VDE、UL
	DG381B-3.81	/	2*(2-24)	3.81	10 IEC 12 UL (B) 10 UL (D)	130 IEC 300 UL (B) 300 UL (D)	0°	Screw connection with wire tension sleeve	VDE、UL
	DG381A3-3.81	/	3*(2-24)	3.5	12 IEC 12 UL (B)	160 IEC 300 UL (B)	0°	Screw connection with wire tension sleeve	UL
	DG383-3.5	With dowel pin	2-12	3.5	12 IEC 15 UL (B)	160 IEC 300 UL (B)	90°	Screw connection with wire tension sleeve	UL
	DG127S-5.0/5.08	/	2-16	5.0/5.08	15 IEC 12 UL (B) 10 UL (D)	250 IEC 300 UL (B) 300 UL (D)	55°	Screw connection with wire tension sleeve	VDE、UL
	DG127-5.0/5.08	/	2/3pin, Side-by-side installation	5.0/5.08	15 IEC 12 UL (B) 10 UL (D)	250 IEC 300 UL (B) 300 UL (D)	0°	Screw connection with wire tension sleeve	VDE、UL
	DG127-7.62	/	2/3pin, Side-by-side installation	7.62	15 IEC 12 UL (B) 10 UL (D)	450 IEC 300 UL (B) 300 UL (D)	0°	Screw connection with wire tension sleeve	VDE、UL
	DG127H-5.08	Heightened design	2/3pin, Side-by-side installation	5.08	15 IEC 12 UL (B) 10 UL (D)	250 IEC 300 UL (B) 300 UL (D)	0°	Screw connection with wire tension sleeve	VDE
	DG127HH-5.0	Heightened design	2/3pin, Side-by-side installation	5.0	15 IEC 12 UL (B) 10 UL (D)	250 IEC 300 UL (B) 300 UL (D)	0°	Screw connection with wire tension sleeve	VDE、UL
	DG127A-5.0/5.08	/	2/3pin, Side-by-side installation	5.0/5.08	15 IEC 12 UL (B) 10 UL (D)	250 IEC 300 UL (B) 300 UL (D)	0°	Screw connection with wire tension sleeve	VDE、UL
	DG127A3-5.08	/	2/3pin, Side-by-side installation	5.08	10 IEC 12 UL (B) 10 UL (D)	400 IEC 300 UL (B) 300 UL (D)	0°	Screw connection with wire tension sleeve	UL
	DG127R-5.0/5.08	/	2/3pin, Side-by-side installation	5.0/5.08	15 IEC 12 UL (B) 10 UL (D)	250 IEC 300 UL (B) 300 UL (D)	90°	Screw connection with wire tension sleeve	VDE、UL
	DG381-THR-3.5/3.81	High temperature resistant materials	2-8	3.5/3.81	13.5 IEC 10 UL (B)	200 IEC 150 UL (B)	0°	Screw connection with wire tension sleeve	UL
	DG127-THR-5.0	High temperature resistant materials	2-3	5.0	15 IEC 12 UL (B)	320 IEC 300 UL (B)	0°	Screw connection with wire tension sleeve	UL
	DG2003-6.0	SMT process	1-3	6.0	17.5 IEC 10 UL (B)	200 IEC 1P:600 UL (B) 2/3P:300 UL (B)	0°	Push-in spring connection	VDE、UL

PCB terminal blocks,Wiring capacity 1.5 mm² (AWG 16)

Picture	Pruduct serie	Description	Poles(P)	Pitch(mm)	Rated current(A)	Rated voltage(V)	Connection direction	Connection method	Certification
	DG219-3.5	/	1-24	3.5	17.5 IEC 10 UL (B, D)	320 IEC 300 UL (B, D)	0°	Push-in spring connection	VDE、UL
	DG212V-THR-3.5/3.81	Provide SMT、THR two welding models	2-24	3.5/3.81	17.5 IEC 12 UL (B) 10 UL (D)	200 IEC 300 UL (B) 300 UL (D)	90°	Push-in spring connection	VDE、UL
	DG212R-THR-3.5/3.81	Provide SMT、THR two welding models	2-24	3.5/3.81	17.5 IEC 12 UL (B) 10 UL (D)	200 IEC 300 UL (B) 300 UL (D)	0°	Push-in spring connection	VDE、UL
	DG212S-THR-3.5	THR welding	2-24	3.5	17.5 IEC 12 UL (B) 10 UL (D)	160 IEC 300 UL (B) 300 UL (D)	45°	Push-in spring connection	UL
	DG212V-THR-5.0	Provide SMT、THR two welding models	2-24	5.0	17.5 IEC 12 UL (B) 10 UL (D)	320 IEC 300 UL (B) 300 UL (D)	90°	Push-in spring connection	VDE、UL
	DG212R-THR-5.0	Provide SMT、THR two welding models	2-24	5.0	17.5 IEC 12 UL (B) 10 UL (D)	320 IEC 300 UL (B) 300 UL (D)	0°	Push-in spring connection	VDE、UL
	DG212S-THR-5.0	THR welding	2-24	5.0	17.5 IEC 12 UL (B) 10 UL (D)	320 IEC 300 UL (B) 300 UL (D)	45°	Push-in spring connection	VDE、UL
	DG246-3.81	/	2-24	3.81	9 IEC 10 UL (B, D)	160 IEC 300 UL (B, D)	45°	Push-in spring connection	VDE、UL
	DG246-5.08	/	2-24	5.08	9 IEC 10 UL (B, D)	320 IEC 300 UL (B, D)	45°	Push-in spring connection	VDE、UL
	DG271V-3.5	Flat-head screwdriver operation	1-24	3.5	17.5 IEC 10 UL (B)	200 IEC 300 UL (B)	90°	Push-in spring connection	UL
	DG271R-3.5	Flat-head screwdriver operation	1-24	3.5	17.5 IEC 10 UL (B)	200 IEC 300 UL (B)	0°	Push-in spring connection	UL
	DG142V-5.0	Flat-head screwdriver operation	1-24	5.0	15 IEC 10 UL (B, C, D)	320 IEC 300 UL (B, C, D)	90°	Push-in spring connection	/
	DG142V-5.08	Flat-head screwdriver operation	1-24	5.08	15 IEC 10 UL (B, C, D)	250 IEC 300 UL (B, C, D)	90°	Push-in spring connection	VDE、UL
	DG142V-7.62	Flat-head screwdriver operation	1-12	7.62	15 IEC 10 UL (B, C, D)	450 IEC 300 UL (B, C, D)	90°	Push-in spring connection	VDE、UL
	DG142R-5.08	Flat-head screwdriver operation	2-24	5.08	15 IEC 10 UL (B, C, D)	250 IEC 300 UL (B, C, D)	0°	Push-in spring connection	VDE、UL

PCB terminal blocks,Wiring capacity 1.5 mm² (AWG 16)

Picture	Pruduct serie	Description	Poles(P)	Pitch(mm)	Rated current(A)	Rated voltage(V)	Connection direction	Connection method	Certification
	DG142R-7.62	Flat-head screwdriver operation	2-16	7.62	15 IEC 10 UL (B, C, D)	450 IEC 300 UL (B, C, D)	0°	Push-in spring connection	VDE、UL
	DG237-5.08	Flat-head screwdriver operation	2-12	5.08	10 IEC 10 UL (B, D)	320 IEC 300 UL (B, D)	45°	Push-in spring connection	VDE、UL
	DG235-3.81/3.96	Flat-head screwdriver operation	2-24	3.81/3.96	10 IEC 5 UL (B, D) 5 UL (C)	250 IEC 300 UL (B, D) 150 UL (C)	0°	Push-in spring connection	VDE、UL
	DG235-5.0	Flat-head screwdriver operation	2-24	5.0	17.5 IEC5 UL (B, D) 5 UL (C)	320 IEC 300 UL (B, D) 150 UL (C)	0°	Push-in spring connection	VDE、UL
	DG235-7.5	Flat-head screwdriver operation	2-16	7.5	17.5 IEC 5 UL (B, D) 5 UL (C)	1000 IEC 300 UL (B, D) 150 UL (C)	0°	Push-in spring connection	VDE、UL
	DG235-10.0	Flat-head screwdriver operation	2-24	10.0	17.5 IEC 5 UL (B, D) 5 UL (C)	1000 IEC 300 UL (B, D) 150 UL (C)	0°	Push-in spring connection	VDE、UL
	DG235W-3.81	Flat-head screwdriver operation	2-24	3.81	10 IEC 5 UL (B, D) 5 UL (C)	250 IEC 300 UL (B, D) 150 UL (C)	0°	Push-in spring connection	VDE、UL
	DG235W-5.0	Flat-head screwdriver operation	2-24	5.0	17.5 IEC 5 UL (B, D) 5 UL (C)	320 IEC 300 UL (B, D) 150 UL (C)	0°	Push-in spring connection	VDE、UL
	DG235W-10.0	Flat-head screwdriver operation	2-24	10.0	17.5 IEC 5 UL (B, D) 5 UL (C)	1000 IEC 300 UL (B, D) 150 UL (C)	0°	Push-in spring connection	VDE、UL
	DG235T-5.0	Flat-head screwdriver operation	2-24	5.0	10 IEC 5 UL (B, D) 5 UL (C)	250 IEC 300 UL (B, D) 150 UL (C)	0°	Push-in spring connection	VDE、UL
	DG235T-7.5	Flat-head screwdriver operation	2-24	7.5	10 IEC 5 UL (B, D) 5 UL (C)	250 IEC 300 UL (B, D) 150 UL (C)	0°	Push-in spring connection	VDE、UL
	DG235T-10.0	Flat-head screwdriver operation	2-24	10.0	10 IEC 5 UL (B, D) 5 UL (C)	250 IEC 300 UL (B, D) 150 UL (C)	0°	Push-in spring connection	VDE、UL
	DG250-3.5	Flat-head screwdriver operation	1-24	3.5	5 IEC 8 UL (B, D) 8 UL (C)	450 IEC 300 UL (B, D) 150 UL (C)	45°	Push-in spring connection	VDE、UL
	DG250-7.0	Flat-head screwdriver operation	2-24	7.0	10 IEC 8 UL (B, C, D)	630 IEC 300 UL (B, C, D)	45°	Push-in spring connection	VDE、UL
	DG250T-5.0	Flat-head screwdriver operation	2-24	5.0	12 IEC 10 UL (B, D)	450 IEC 300 UL (B, D)	45°	Push-in spring connection	VDE、UL

PCB terminal blocks,Wiring capacity 1.5 mm² (AWG 16)

Picture	Pruduct serie	Description	Poles(P)	Pitch(mm)	Rated current(A)	Rated voltage(V)	Connection direction	Connection method	Certification
	DG236-3.81	Operation with a slotted screwdriver	2-24	3.81	10 IEC 8 UL (B, C, D)	200 IEC 300 UL (B, C, D)	90°	Push-in spring connection	VDE、UL
	DG236-5.0	Operation with a slotted screwdriver	2-24	5.0	10 IEC 8 UL (B, C, D)	400 IEC 300 UL (B, C, D)	90°	Push-in spring connection	VDE、UL
	DG236-7.5	Operation with a slotted screwdriver	2-24	7.5	17.5 IEC 8 UL (B, C, D)	250 IEC 300 UL (B, C, D)	90°	Push-in spring connection	VDE、UL
	DG211V-5.0	/	1-24	5.0	15 IEC 8 UL (B, D)	250 IEC 300 UL (B, D)	90°	Push-in spring connection	VDE、UL
	DG211R-5.0	/	1-24	5.0	15 IEC 8 UL (B, D)	250 IEC 300 UL (B, D)	0°	Push-in spring connection	VDE、UL
	DG234-5.0	Available in one-piece pushbutton models	2-24	5.0	10 IEC 10 UL (B, D)	320 IEC 300 UL (B, D)	0°	Push-in spring connection	UL
	DG208-3.5	/	2-24	3.5	9 IEC 8 UL (B, D)	320 IEC 300 UL (B, D)	0°	Push-in spring connection	UL
	DG248H2-5.0	/	2*(2-24)	5.0	17.5 IEC 10 UL (B, C, D)	320 IEC 300 UL (B, C, D)	45°	Push-in spring connection	/

PCB terminal blocks,Wiring capacity 2.5 mm² (AWG 14)

Picture	Pruduct serie	Description	Poles(P)	Pitch(mm)	Rated current(A)	Rated voltage(V)	Connection direction	Connection method	Certification
	DG167-5.0	/	2-12	5.0	22 IEC 15 UL (B) 10 UL (D)	250 IEC 300 UL (B) 300 UL (D)	0°	Screw connection With wire protection	VDE、UL
	DG167-7.62	/	2-12	7.62	22 IEC 15 UL (B) 10 UL (D)	450 IEC 300 UL (B) 300 UL (D)	0°	Screw connection With wire protection	VDE、UL
	DG167R-5.0	/	2-12	5.0	22 IEC 15 UL (B) 10 UL (D)	250 IEC 300 UL (B) 300 UL (D)	90°	Screw connection With wire protection	VDE、UL
	DG303S-5.0	/	2/3pin, Side-by-side installation	5.0	24 IEC 15 UL (B) 10 UL (D)	400 IEC 300 UL (B) 300 UL (D)	45°	Screw connection With wire protection	VDE、UL
	DG131-7.5	With test jack	2	7.5	18 IEC 20 UL (B) 10 UL (D)	630 IEC 300 UL (B) 300 UL (D)	0°	Screw connection with wire tension sleeve	UL

PCB terminal blocks,Wiring capacity 2.5 mm² (AWG 14)

Picture	Pruduct serie	Description	Poles(P)	Pitch(mm)	Rated current(A)	Rated voltage(V)	Connection direction	Connection method	Certification
	DG632-5.0	/	2-20	5.0	24 IEC 15 UL (B) 10 UL (D)	250 IEC 300 UL (B) 300 UL (D)	0°	Screw connection with wire tension sleeve	VDE、UL
	DG632R-5.0	/	2-20	5.0	24 IEC 15 UL (B) 10 UL (D)	250 IEC 300 UL (B) 300 UL (D)	90°	Screw connection with wire tension sleeve	VDE、UL
	DG330-5.0	/	2/3pin, Side-by-side installation	5.0	24 IEC 15 UL (B) 10 UL (D)	250 IEC 300 UL (B) 300 UL (D)	45°	Screw connection with wire tension sleeve	VDE、UL
	DG103-5.0/5.08	/	2/3pin, Side-by-side installation	5.0/5.08	24 IEC 20 UL (B) 10 UL (D)	250 IEC 300 UL (B) 300 UL (D)	55°	Screw connection with wire tension sleeve	VDE、UL
	DG104-5.08	/	2/3pin, Side-by-side installation	5.08	24 IEC 15 UL (B) 10 UL (D)	250 IEC 300 UL (B) 300 UL (D)	55°	Screw connection with wire tension sleeve	VDE、UL
	DG128-5.0/5.08	/	2/3pin, Side-by-side installation	5.0/5.08	18 IEC 20 UL (B) 10 UL (D)	250 IEC 300 UL (B) 300 UL (D)	0°	Screw connection with wire tension sleeve	VDE、UL
	DG128-7.5/7.62	/	2/3pin, Side-by-side installation	7.5/7.62	18 IEC 20 UL (B) 10 UL (D)	450 IEC 300 UL (B) 300 UL (D)	0°	Screw connection with wire tension sleeve	VDE、UL
	DG128R-5.0	/	2/3pin, Side-by-side installation	5.0	18 IEC 20 UL (B) 10 UL (D)	250 IEC 300 UL (B) 300 UL (D)	90°	Screw connection with wire tension sleeve	VDE、UL
	DG128R-7.5	/	2/3pin, Side-by-side installation	7.5	18 IEC 20 UL (B) 10 UL (D)	450 IEC 300 UL (B) 300 UL (D)	90°	Screw connection with wire tension sleeve	VDE、UL
	DG125-5.0	Available with and without cover	2/3pin, Side-by-side installation	5.0	18 IEC 16 UL (B)	250 IEC 300 UL (B)	0°	Screw connection with wire tension sleeve	VDE、UL
	DG125-5.08	Available with and without cover	2/3pin, Side-by-side installation	5.08	18 IEC 16 UL (B)	320 IEC 300 UL (B)	0°	Screw connection with wire tension sleeve	VDE、UL
	DG500-5.0/5.08	/	2/3pin, Side-by-side installation	5.0/5.08	18 IEC 20 UL (B) 10 UL (D)	250 IEC 300 UL (B) 300 UL (D)	0°	Screw connection with wire tension sleeve	VDE、UL
	DG500-7.62	/	2/3pin, Side-by-side installation	7.62	18 IEC 20 UL (B) 10 UL (D)	450 IEC 300 UL (B) 300 UL (D)	0°	Screw connection with wire tension sleeve	VDE、UL

PCB terminal blocks,Wiring capacity 2.5 mm² (AWG 14)

Picture	Pruduct serie	Description	Poles(P)	Pitch(mm)	Rated current(A)	Rated voltage(V)	Connection direction	Connection method	Certification
	DG503-5.08	/	2/3pin, Side-by-side installation	5.08	20 IEC 20 UL (B) 10 UL (D)	450 IEC 300 UL (B) 300 UL (D)	0°	Screw connection with wire tension sleeve	VDE、UL
	DG504-5.08	Available with and without cover	2/3pin, Side-by-side installation	5.08	20 IEC 20 UL (B) 10 UL (D)	400 IEC 300 UL (B) 300 UL (D)	50°	Screw connection with wire tension sleeve	VDE、UL
	DG500H-5.0/5.08	/	2/3pin, Side-by-side installation	5.0/5.08	24 IEC 20 UL (B) 10 UL (D)	250 IEC 300 UL (B) 300 UL (D)	0°	Screw connection with wire tension sleeve	VDE、UL
	DG500HH-5.0/5.08	/	2/3pin, Side-by-side installation	5.0/5.08	24 IEC 20 UL (B) 10 UL (D)	250 IEC 300 UL (B) 300 UL (D)	0°	Screw connection with wire tension sleeve	VDE、UL
	DG500A-5.0/5.08	Available in high-low separate integral models	2/3pin, Side-by-side installation	5.0/5.08	18 IEC 20 UL (B) 10 UL (D)	250 IEC 300 UL (B) 300 UL (D)	0°	Screw connection with wire tension sleeve	VDE、UL
	DG500B-5.0/5.08	/	2/3pin, Side-by-side installation	5.0/5.08	18 IEC 20 UL (B) 10 UL (D)	250 IEC 300 UL (B) 300 UL (D)	0°	Screw connection with wire tension sleeve	VDE、UL
	DG500AA-5.0/5.08	/	2/3pin, Side-by-side installation	5.0/5.08	18 IEC 20 UL (B) 10 UL (D)	250 IEC 300 UL (B) 300 UL (D)	0°	Screw connection with wire tension sleeve	VDE、UL
	DG500BB-5.0/5.08	/	2/3pin, Side-by-side installation	5.0/5.08	18 IEC 20 UL (B) 10 UL (D)	250 IEC 300 UL (B) 300 UL (D)	0°	Screw connection with wire tension sleeve	VDE、UL
	DG500A3-5.0/5.08	/	2/3pin, Side-by-side installation	5.0/5.08	18 IEC 20 UL (B) 10 UL (D)	250 IEC 300 UL (B) 300 UL (D)	0°	Screw connection with wire tension sleeve	VDE、UL
	DG129-5.0/5.08	Available with and without cover	2/3pin, Side-by-side installation	5.0/5.08	20 IEC 20 UL (B) 10 UL (D)	250 IEC 300 UL (B) 300 UL (D)	0°	Screw connection with wire tension sleeve	VDE、UL
	DG129-7.5/7.62	Available with and without cover	2/3pin, Side-by-side installation	7.5/7.62	20 IEC 20 UL (B) 10 UL (D)	450 IEC 300 UL (B) 300 UL (D)	0°	Screw connection with wire tension sleeve	VDE、UL
	DG129R-5.0/5.08	Available with and without cover	2/3pin, Side-by-side installation	5.0/5.08	20 IEC 20 UL (B) 10 UL (D)	250 IEC 300 UL (B) 300 UL (D)	90°	Screw connection with wire tension sleeve	VDE、UL
	DG129R-7.5/7.62	Available with and without cover	2/3pin, Side-by-side installation	7.5/7.62	20 IEC 20 UL (B) 10 UL (D)	450 IEC 300 UL (B) 300 UL (D)	90°	Screw connection with wire tension sleeve	VDE、UL
	DG130-5.0/5.08	/	2/3pin, Side-by-side installation	5.0/5.08	20 IEC 20 UL (B) 10 UL (D)	250 IEC 300 UL (B) 300 UL (D)	0°	Screw connection with wire tension sleeve	VDE、UL
	DG130-7.5/7.62	/	2/3pin, Side-by-side installation	7.5/7.62	20 IEC 20 UL (B) 10 UL (D)	450 IEC 300 UL (B) 300 UL (D)	0°	Screw connection with wire tension sleeve	UL

PCB terminal blocks,Wiring capacity 2.5 mm² (AWG 14)

Picture	Pruduct serie	Description	Poles(P)	Pitch(mm)	Rated current(A)	Rated voltage(V)	Connection direction	Connection method	Certification
	DG130H-5.0	High profile design	2/3pin, Side-by-side installation	5.0	24 IEC 20 UL (B) 10 UL (D)	250 IEC 300 UL (B) 300 UL (D)	0°	Screw connection with wire tension sleeve	/
	DG130A-5.0	Two models with interlayer dislocation and alignment are available	2/3pin, Side-by-side installation	5.0	20 IEC 20 UL (B) 10 UL (D)	450 IEC 300 UL (B) 300 UL (D)	0°	Screw connection with wire tension sleeve	VDE、UL
	DG130A-5.08	/	2/3pin, Side-by-side installation	5.08	20 IEC 20 UL (B) 10 UL (D)	450 IEC 300 UL (B) 300 UL (D)	0°	Screw connection with wire tension sleeve	VDE、UL
	DG130A3-5.08	/	2/3pin, Side-by-side installation	5.08	20 IEC 20 UL (B) 10 UL (D)	450 IEC 300 UL (B) 300 UL (D)	0°	Screw connection with wire tension sleeve	VDE、UL
	DG105R-5.0	Offer different Front and back stitches	2-24	5.0	24 IEC 20 UL (B) 10 UL (D)	250 IEC 300 UL (B) 300 UL (D)	0°	Front screw connection	VDE、UL
	DG105R-7.5	Offer different Front and back stitches	2-16	7.5	24 IEC 20 UL (B) 10 UL (D)	450 IEC 300 UL (B) 300 UL (D)	0°	Front screw connection	VDE、UL
	DG105V-5.0	Offer different Front and back stitches	2-24	5.0	24 IEC 20 UL (B) 10 UL (D)	250 IEC 300 UL (B) 300 UL (D)	90°	Front screw connection	VDE、UL
	DG105V-7.5	Offer different Front and back stitches	2-16	7.5	24 IEC 20 UL (B) 10 UL (D)	450 IEC 300 UL (B) 300 UL (D)	90°	Front screw connection	VDE、UL
	DSMT2.5-5.08	Breaking terminal with test jack	1-32	5.08	15 IEC 15 UL (B) 10 UL (D)	320 IEC 300 UL (B) 300 UL (D)	0°	Screw connection with wire tension sleeve	/
	DG130LF-5.0 DG130RF-5.0	There are two models on the left and right	4	5.0	24 IEC 20 UL (B) 10 UL (D)	400 IEC 300 UL (B) 300 UL (D)	0°	Screw connection with wire tension sleeve	/
	DG636LF-7.5 DG636RF-7.5	There are two models on the left and right	3	7.5	24 IEC 20 UL (B, C) 5 UL (D)	630 IEC 300 UL (B, C) 600 UL (D)	0°	Screw connection with wire tension sleeve	/
	DG242V-5.0/5.08	/	1-24	5.0/5.08	17 IEC 15 UL (B) 10 UL (D)	450 IEC 300 UL (B) 300 UL (D)	90°	Spring-cage connection	VDE、UL
	DG242V-7.5/7.62	/	1-24	7.5/7.62	17 IEC 15 UL (B) 10 UL (D)	750 IEC 300 UL (B) 300 UL (D)	90°	Spring-cage connection	VDE、UL
	DG242V-10.0	/	1-16	10.0	17 IEC 15 UL (B) 10 UL (D)	1000 IEC 300 UL (B) 300 UL (D)	90°	Spring-cage connection	VDE、UL
	DG242R-5.0	/	1-24	5.0	17 IEC 15 UL (B) 10 UL (D)	450 IEC 300 UL (B) 300 UL (D)	0°	Spring-cage connection	VDE、UL

PCB terminal blocks,Wiring capacity 2.5 mm² (AWG 14)

Picture	Pruduct serie	Description	Poles(P)	Pitch(mm)	Rated current(A)	Rated voltage(V)	Connection direction	Connection method	Certification
	DG242R-7.5	/	2-24	7.5	17 IEC 15 UL (B) 10 UL (D)	750 IEC 300 UL (B) 300 UL (D)	0°	Spring-cage connection	VDE、UL
	DG242R-10.0	/	2-16	10.0	17 IEC 15 UL (B) 10 UL (D)	1000 IEC 300 UL (B) 300 UL (D)	0°	Spring-cage connection	VDE、UL
	DG243-5.0	/	1-24	5.0	17 IEC 15 UL (B) 10 UL (D)	450 IEC 300 UL (B) 300 UL (D)	45°	Spring-cage connection	VDE、UL
	DG243-7.5	/	2-24	7.5	17 IEC 15 UL (B) 10 UL (D)	750 IEC 300 UL (B) 300 UL (D)	45°	Spring-cage connection	VDE、UL
	DG243-10.0	/	2-11	10.0	17 IEC 15 UL (B) 10 UL (D)	1000 IEC 300 UL (B) 300 UL (D)	45°	Spring-cage connection	VDE、UL
	DG245-5.0	/	1-24	5.0	17 IEC 15 UL (B) 10 UL (D)	450 IEC 300 UL (B) 300 UL (D)	45°	Spring-cage connection	VDE、UL
	DG245-5.08	/	1-24	5.08	17 IEC 15 UL (B) 10 UL (D)	320 IEC 300 UL (B) 300 UL (D)	45°	Spring-cage connection	UL
	DG245-7.5/7.62	/	1-16	7.5/7.62	17 IEC 15 UL (B) 10 UL (D)	750 IEC 300 UL (B) 300 UL (D)	45°	Spring-cage connection	VDE、UL
	DG245-10.0	/	1-12	10.0	17 IEC 15 UL (B) 10 UL (D)	1000 IEC 300 UL (B) 300 UL (D)	45°	Spring-cage connection	VDE、UL
	DG245H2-5.0	/	2*(1-24)	5.0	18 IEC 10 UL (B, D)	450 IEC 300 UL (B, D)	45°	Spring-cage connection	VDE、UL
	DG245H3-5.0	/	3*(1-24)	5.0	18 IEC 10 UL (B, D)	450 IEC 300 UL (B, D)	45°	Spring-cage connection	VDE、UL
	DG245H3-7.5	/	3*(1-16)	7.5	21 IEC 10 UL (B, D)	630 IEC 300 UL (B, D)	45°	Spring-cage connection	UL
	DG245H4-5.0	/	4*(1-24)	5.0	18 IEC 10 UL (B, D)	450 IEC 300 UL (B, D)	45°	Spring-cage connection	VDE、UL
	DG202-5.0	/	2-24	5.0	16 IEC 12 UL (B) 10 UL (D)	450 IEC 300 UL (B) 300 UL (D)	0°	Push-in spring connection	VDE、UL
	DG202-7.5	/	2-16	7.5	16 IEC 12 UL (B) 10 UL (D)	450 IEC 300 UL (B) 300 UL (D)	0°	Push-in spring connection	VDE、UL

PCB terminal blocks,Wiring capacity 2.5 mm² (AWG 14)

Picture	Pruduct serie	Description	Poles(P)	Pitch(mm)	Rated current(A)	Rated voltage(V)	Connection direction	Connection method	Certification
	DG202-10.0	/	2-16	10.0	16 IEC 12 UL (B) 10 UL (D)	750 IEC 300 UL (B) 300 UL (D)	0°	Push-in spring connection	VDE、UL
	DG204-5.0	/	1-24	5.0	20 IEC 12 UL (B) 10 UL (D)	400 IEC 300 UL (B) 300 UL (D)	90°	Spring-cage connection	VDE
	DG204-7.5	/	2-16	7.5	20 IEC 12 UL (B) 10 UL (D)	630 IEC 300 UL (B) 300 UL (D)	90°	Spring-cage connection	VDE
	DG205-5.0	/	2-24	5.0	24 IEC 12 UL (B)	320 IEC 300 UL (B)	45°	Push-in spring connection	/
	2EDGKDSV-5.0	/	2-24	5.0	20 IEC 12 UL (B) 10 UL (D)	320 IEC 300 UL (B) 300 UL (D)	90°	Push-in spring connection	/
NEW 	DGPS2.5R-5.0	PUSH-SNAP technology	2-12	5.0	20 IEC 15 UL(B) 10 UL(D)	400 IEC 300 UL (B) 300 UL (D)	0°	PUSH-SNAP technology	/
	DG046-5.0	Bridgeware	2-10	5.0	20 UL (B)	/	/	Mating DG262-5.0	/
	DG046-10.0	Bridgeware	2-5	10.0	20 UL (B)	/	/	Mating DG262-5.0	/

PCB terminal blocks,Wiring capacity 4 mm² (AWG 12)

Picture	Pruduct serie	Description	Poles(P)	Pitch(mm)	Rated current(A)	Rated voltage(V)	Connection direction	Connection method	Certification
	DG302-5.0	/	2/3pin, Side-by-side installation	5.0	25 IEC 20 UL (B) 10 UL (D)	250 IEC 300 UL (B) 300 UL (D)	0°	Screw connection With wire protection	VDE、UL
	DG302-7.5	/	2/3pin, Side-by-side installation	7.5	25 IEC 20 UL (B) 10 UL (D)	450 IEC 300 UL (B) 300 UL (D)	0°	Screw connection With wire protection	VDE、UL
	DG302R-5.0	/	2/3pin, Side-by-side installation	5.0	25 IEC 20 UL (B) 10 UL (D)	250 IEC 300 UL (B) 300 UL (D)	90°	Screw connection With wire protection	VDE、UL
	DG302R-7.5	/	2/3pin, Side-by-side installation	7.5	25 IEC 20 UL (B) 10 UL (D)	450 IEC 300 UL (B) 300 UL (D)	90°	Screw connection With wire protection	VDE、UL
	DG635-6.35	/	2/3pin, Side-by-side installation	6.35	32 IEC 30 UL (B) 10 UL (D)	450 IEC 300 UL (B) 300 UL (D)	0°	Screw connection with wire tension sleeve	VDE、UL

PCB terminal blocks,Wiring capacity 4 mm² (AWG 12)

Picture	Pruduct serie	Description	Poles(P)	Pitch(mm)	Rated current(A)	Rated voltage(V)	Connection direction	Connection method	Certification
	DG636S-6.35	/	2/3pin, Side-by-side installation	6.35	32 IEC 30 UL (B) 10 UL (D)	630 IEC 300 UL (B) 300 UL (D)	55°	Screw connection with wire tension sleeve	UL
	DG636S-9.52	/	2/3pin, Side-by-side installation	9.52	32 IEC 30 UL (B, C) 5 UL (D)	1000 IEC 300 UL (B, C) 600 UL (D)	55°	Screw connection with wire tension sleeve	UL
	DG636-6.35	/	2/3pin, Side-by-side installation	6.35	24 IEC 30 UL (B) 10 UL (D)	450 IEC 300 UL (B) 300 UL (D)	0°	Screw connection with wire tension sleeve	VDE、UL
	DG636-7.62	/	2/3pin, Side-by-side installation	7.62	32 IEC 30 UL (B) 10 UL (D)	630 IEC 300 UL (B) 300 UL (D)	0°	Screw connection with wire tension sleeve	VDE、UL
	DG636-9.52	/	2/3pin, Side-by-side installation	9.52	32 IEC 30 UL (B) 10 UL (D)	1000 IEC 300 UL (B) 300 UL (D)	0°	Screw connection with wire tension sleeve	VDE、UL
	DG637-6.35	With Z-shaped pin for 600V UL applications	2-16	6.35	32 IEC 30 UL (B, C) 5 UL (D)	630 IEC 600 UL (B, C) 600 UL (D)	0°	Screw connection with wire tension sleeve	VDE、UL
	DG638-9.52	With Z-shaped pin for 600V UL applications	2/3pin, Side-by-side installation	9.52	32 IEC 30 UL (B, C) 5 UL (D)	1000 IEC 300/600 UL (B, C) 600 UL (D)	0°	Screw connection with wire tension sleeve	UL
	DG950-9.5	/	2/3pin, Side-by-side installation	9.5	26 IEC 30 UL (B, C) 10 UL (D)	750 IEC 300 UL (B, C) 300 UL (D)	0°	Screw connection with wire tension sleeve	VDE、UL
	PS4-7.5	/	1-16	7.5	32 IEC 25 UL (B) 10 UL (D)	320 IEC 300 UL (B) 300 UL (D)	0°	Screw connection with wire tension sleeve	VDE、UL
	DG260-7.5	/	1-16	7.5	32 IEC 30 UL (B, C) 10 UL (D)	630 IEC 300 UL (B, C) 300 UL (D)	45°	Spring-cage connection	/
	DG260-10.0	/	2-8	10.0	32 IEC 30 UL (B, C) 10 UL (D)	630 IEC 300 UL (B, C) 300 UL (D)	45°	Pull-back shrapnel	/
	DG262-5.0	/	1-24	5.0	32 IEC 20 UL (B) 10 UL (D)	320 IEC 300 UL (B) 300 UL (D)	45°	Pull-back shrapnel	UL
	DG262-7.5	/	1-16	7.5	32 IEC 20 UL (B) 10 UL (D)	630 IEC 300 UL (B) 300 UL (D)	45°	Pull-back shrapnel	UL
	DG271V-5.0	Flat-head screwdriver operation	1-24	5.0	24 IEC 20 UL (B) 10 UL (D)	400 IEC 300 UL (B) 300 UL (D)	90°	Push-in spring connection	VDE、UL
	DG271R-5.0	Flat-head screwdriver operation	1-24	5.0	24 IEC 20 UL (B) 10 UL (D)	400 IEC 300 UL (B) 300 UL (D)	0°	Push-in spring connection	VDE、UL

PCB terminal blocks,Wiring capacity 4 mm² (AWG 12)

Picture	Pruduct serie	Description	Poles(P)	Pitch(mm)	Rated current(A)	Rated voltage(V)	Connection direction	Connection method	Certification
	DG2204R-5.0	Tool-free connection	1-12	5.0	32 IEC 20 UL (B) 10 UL (D)	400 IEC 300 UL (B) 300 UL (D)	0°	Push-in spring connection	VDE、UL
	DG2204V-5.0	Tool-free connection	1-12	5.0	32 IEC 20 UL (B) 10 UL (D)	400 IEC 300 UL (B) 300 UL (D)	90°	Push-in spring connection	VDE、UL

PCB terminal blocks,Wiring capacity 6 mm² (AWG 10)

Picture	Pruduct serie	Description	Poles(P)	Pitch(mm)	Rated current(A)	Rated voltage(V)	Connection direction	Connection method	Certification
	DG636A-6.35	/	2/3pin, Side-by-side installation	6.35	32 IEC 30 UL (B) 10 UL (D)	630 IEC 300 UL (B) 300 UL (D)	0°	Screw connection with wire tension sleeve	/
	DG107R-6.35	/	1-24	6.35	41 IEC 30 UL (B) 10 UL (D)	320 IEC 300 UL (B) 300 UL (D)	0°	Forward screw connection	UL
	DG107R-7.62	/	1-16	7.62	32 IEC 30 UL (B) 10 UL (D)	630 IEC 300 UL (B) 300 UL (D)	0°	Forward screw connection	UL
	DG107V-7.62	/	2-16	7.62	32 IEC 30 UL (B) 10 UL (D)	630 IEC 300 UL (B) 300 UL (D)	90°	Forward screw connection	UL
	DG263-7.5	/	1-16	7.5	41 IEC 30 UL (B) 10 UL (D)	630 IEC 300 UL (B) 300 UL (D)	45°	Pull-back shrapnel	VDE
	DG263-10.0	/	1-16	10.0	41 IEC 30 UL (B, C) 10 UL (D)	1000 IEC 300 UL (B, C) 300 UL (D)	45°	Pull-back shrapnel	VDE
	DG271V-7.5	With Z-shaped pin for 600V UL applications	1-24	7.5	41 IEC 40 UL (B) 40 UL (C) 5 UL (D)	1000 IEC 600 UL (B) 600 UL (C) 600 UL (D)	90°	Push-in spring connection	VDE、UL

PCB terminal blocks,Wiring capacity 6 mm² (AWG 10)

Picture	Pruduct serie	Description	Poles(P)	Pitch(mm)	Rated current(A)	Rated voltage(V)	Connection direction	Connection method	Certification
	DG271R-7.5	With Z-shaped pin for 600V UL applications	1-24	7.5	41 IEC 40 UL (B) 40 UL (C) 5 UL (D)	1000 IEC 600 UL (B) 600 UL (C) 600 UL (D)	0°	Push-in spring connection	VDE、UL
NEW	DG2206R-7.5	With Z-shaped pin for 600V UL applications Tool-free connection	1-12	7.5	41 IEC 41 UL (B) 41 UL (C) 5 UL (D)	1000 IEC 600 UL (B) 600 UL (C) 600 UL (D)	0°	Push-in spring connection	VDE、UL
NEW	DG2206V-7.5	With Z-shaped pin for 600V UL applications Tool-free connection	1-12	7.5	41 IEC 41 UL (B) 41 UL (C) 5 UL (D)	1000 IEC 600 UL (B) 600 UL (C) 600 UL (D)	90°	Push-in spring connection	VDE、UL
NEW	DG2206S-7.5	With Z-shaped pin for 600V UL applications Tool-free connection	1-12	7.5	41 IEC 41 UL (B) 41 UL (C) 5 UL (D)	1000 IEC 600 UL (B) 600 UL (C) 600 UL (D)	45°	Push-in spring connection	UL
	DG636A-6.35	/	2/3pin, Side-by-side installation	6.35	32 IEC 30 UL (B) 10 UL (D)	630 IEC 300 UL (B) 300 UL (D)	0°	Screw connection with wire tension sleeve	/
	DG107R-6.35	/	1-24	6.35	41 IEC 30 UL (B) 10 UL (D)	320 IEC 300 UL (B) 300 UL (D)	0°	Forward screw connection	UL
	DG107R-7.62	/	1-16	7.62	32 IEC 30 UL (B) 10 UL (D)	630 IEC 300 UL (B) 300 UL (D)	0°	Forward screw connection	UL
	DG107V-7.62	/	2-16	7.62	32 IEC 30 UL (B) 10 UL (D)	630 IEC 300 UL (B) 300 UL (D)	90°	Forward screw connection	UL
	DG263-7.5	/	1-16	7.5	41 IEC 30 UL (B) 10 UL (D)	630 IEC 300 UL (B) 300 UL (D)	45°	Pull-back shrapnel	VDE
	DG263-10.0	/	1-16	10.0	41 IEC 30 UL (B, C) 10 UL (D)	1000 IEC 300 UL (B, C) 300 UL (D)	45°	Pull-back shrapnel	VDE
	DG271V-7.5	With Z-shaped pin for 600V UL applications	1-24	7.5	41 IEC 40 UL (B) 40 UL (C) 5 UL (D)	1000 IEC 600 UL (B) 600 UL (C) 600 UL (D)	90°	Push-in spring connection	VDE、UL
	DG271R-7.5	With Z-shaped pin for 600V UL applications	1-24	7.5	41 IEC 40 UL (B) 40 UL (C) 5 UL (D)	1000 IEC 600 UL (B) 600 UL (C) 600 UL (D)	0°	Push-in spring connection	VDE、UL
NEW	DG2206R-7.5	With Z-shaped pin for 600V UL applications	1-12	7.5	41 IEC 41 UL (B) 41 UL (C) 5 UL (D)	1000 IEC 600 UL (B) 600 UL (C) 600 UL (D)	0°	Push-in spring connection	VDE、UL
NEW	DG2206V-7.5	With Z-shaped pin for 600V UL applications Tool-free connection	1-12	7.5	41 IEC 41 UL (B) 41 UL (C) 5 UL (D)	1000 IEC 600 UL (B) 600 UL (C) 600 UL (D)	90°	Push-in spring connection	VDE、UL
NEW	DG2206S-7.5	With Z-shaped pin for 600V UL applications Tool-free connection	1-12	7.5	41 IEC 41 UL (B) 41 UL (C) 5 UL (D)	1000 IEC 600 UL (B) 600 UL (C) 600 UL (D)	45°	Push-in spring connection	UL

PCB terminal blocks,Wiring capacity 10 mm² (AWG 8)

Picture	Pruduct serie	Description	Poles(P)	Pitch(mm)	Rated current(A)	Rated voltage(V)	Connection direction	Connection method	Certification
	DG135T-10.16	With Z-shaped pin for 600V UL applications	2/3pin, Side-by-side installation	10.16	57 IEC 52 UL (B, C) 5 UL (D)	750 IEC 300 UL (B, C) 600 UL (D)	0°	Screw connection with wire tension sleeve	VDE、UL
	PS10	The welding pins of the through-wall connectors can be in the same row or staggered	1-12	10.0	57 IEC 70 UL (B, C) 10 UL (D)	450 IEC 600 UL (B, C) 300 UL (D)	0°	Screw connection with wire tension sleeve	VDE、UL
	PS10-PE	The welding pins of the through-wall connectors can be in the same row or staggered	1-12	10.0	-	-	0°	Screw connection with wire tension sleeve	VDE、UL

PCB terminal blocks,Wiring capacity 16 mm² (AWG 6)

Picture	Pruduct serie	Description	Poles(P)	Pitch(mm)	Rated current(A)	Rated voltage(V)	Connection direction	Connection method	Certification
	DG136T-10.16	With Z-shaped pin for 600V UL applications	2/3pin, Side-by-side installation	10.16	57 IEC 52 UL (B, C)	750 IEC 300 UL (B, C)	0°	Screw connection With clamp body	VDE、UL
	DG136T-12.7	High torque models available	2-12	12.7	65 IEC 60 UL (B, C)	1000 IEC 600 UL (B, C)	0°	Screw connection With clamp body	VDE、UL
	DG136HT-10.16	/	1-12	10.6	65 IEC 60 UL (B, C) 10 UL (D)	1000 IEC 300 UL (B, C) 300 UL (D)	0°	Screw connection With clamp body	VDE、UL
	DG136HT-12.7	/	2-12	12.7	65 IEC 60 UL (B, C)	1000 IEC 600 UL (B, C)	0°	Screw connection With clamp body	VDE、UL
	DG138T-10.16	With Z-shaped pin for 600V UL applications	2-12	10.6	76 IEC 60 UL (B, C)	1000 IEC 600 UL (B, C)	0°	Screw connection With clamp body	VDE、UL
	DG138T-12.7	With Z-shaped pin for 600V UL applications	2-12	12.7	76 IEC 60 UL (B, C)	1000 IEC 600 UL (B, C)	0°	Screw connection With clamp body	VDE、UL
	DG264-10.0	/	1-16	10.0	76 IEC 66 UL (B, C) 10 UL (D)	320 IEC 300 UL (B, C) 300 UL (D)	45°	Pull-back shrapnel	UL
	DG264-15.0	/	2-12	15.0	76 IEC 66 UL (B, C) 10 UL (D)	1000 IEC 300 UL (B, C) 300 UL (D)	45°	Pull-back shrapnel	UL
	DG270-10.0	With Z-shaped pin for 600V UL applications	1-12	10.0	76 IEC 51 UL (B) 51 UL (C) 10 UL (D)	400 IEC 300 UL (B) 150 UL (C) 300 UL (D)	0°	Pull-back shrapnel	/
	DG271V-10.0	/	2-24	10.0	76 IEC 70 UL (B, C) 5 UL (D)	1000 IEC 600 UL (B, C) 600 UL (D)	90°	Push-in spring connection	VDE、UL
	DG271R-10.0	/	2-24	10.0	76 IEC 70 UL (B, C) 5 UL (D)	1000 IEC 600 UL (B, C) 600 UL (D)	0°	Push-in spring connection	VDE、UL
NEW	DG2216R-10.0	With Z-shaped pin for 600V UL applications Tool-free connection	2-12	15.0	76 IEC 66 UL (B) 66 UL (C) 10 UL (D)	600 IEC 300 UL (B) 150 UL (C) 300 UL (D)	0°	Push-in spring connection	VDE、UL
NEW	DG2216R-15.0	With Z-shaped pin for 600V UL applications Tool-free connection	2-12	15.0	76 IEC 66 UL (B) 66 UL (C) 10 UL (D)	600 IEC 300 UL (B) 150 UL (C) 300 UL (D)	0°	Push-in spring connection	UL
NEW	DG2216V-10.0	With Z-shaped pin for 600V UL applications Tool-free connection	1-12	10.0	76 IEC 66 UL (B) 66 UL (C) 10 UL (D)	400 IEC 300 UL (B) 150 UL (C) 300 UL (D)	90°	Push-in spring connection	VDE、UL

PCB terminal blocks,Wiring capacity 35 mm² (AWG 2)

Picture	Pruduct serie	Description	Poles(P)	Pitch(mm)	Rated current(A)	Rated voltage(V)	Connection direction	Connection method	Certification
	DG137T-15.0 DG137TM-15.0	Available with or without flanges, single-side flanged models are available	1-9	15.0	115 IEC 115 UL (B, C)	1000 IEC 600 UL (B, C)	0°	Screw connection With clamp body	VDE、UL
	DG271V-15.0	/	1-6	15.0	125 IEC 101 UL (B, C)	1000 IEC 600 UL (B, C)	90°	Push-in spring connection	UL

Through Wall Terminal Blocks

DEGSON through-wall terminals realize reliable and fast connection through panel mounting,Perfect integration of factory wiring and field wiring. Suitable for panel thicknesses from 1mm to 6mm,Rated current up to 232A (IEC), rated voltage up to 1000V (IEC),The adaptable wire diameter is up to 95mm², which can provide solutions for various applications.



Main features

- Applicable wire diameter 4mm²(AWG 10) to 95mm²(AWG 4/0)
- Rated current 232A(IEC)/230A(UL)
- Rated voltage 1000V (IEC)/600V (UL)
- Adapt to panel thickness from 1mm to 6mm
- screw connection technology

Product Features

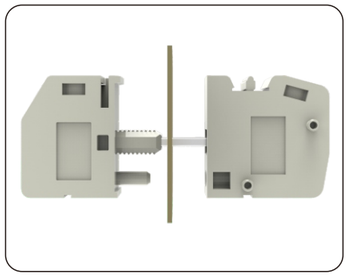

Pluggable design

The plug-in structure enables quick installation and maintenance



Modular assembly

Arbitrary bits can be easily combined into prefabricated modules



Screw fastening

Global universal connection, stable and reliable



Matching identification system

To achieve clear identification of terminals, you can customize the identification content



Abundant cable selection

Multiple outlet directions to choose from

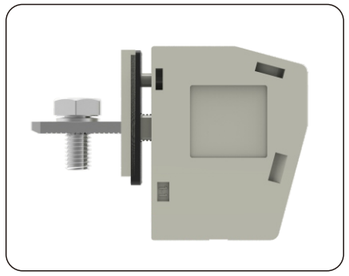

Structural definition of economy

The interconnecting unit in the device provides economic solutions



Fix with screw

The panel can be fixed with screws



Tool-free installation

Easy installation without tools



Wall thickness compensation

Can automatically compensate wall thickness, wide applicability

Through-wall terminal blocks, Wiring capacity up to 4 mm² (AWG 10)

Picture	Pruduct serie	Internal connection	Description	Poles(P)	Rated current(A)	Rated voltage(V)	Connection direction	Connection method	Certification
	DG4	Chip connection	The insulation shell is clamped and installed	Bit, can be installed side by side	24 IEC 20 UL (B) 10 UL (D)	400 IEC 300 UL (B) 300 UL (D)	90°	Screw connection with clamp body	/

Through-wall terminal blocks, Wiring capacity up to 6 mm²(AWG 10)

Picture	Pruduct serie	Internal connection	Description	Poles(P)	Rated current(A)	Rated voltage(V)	Connection direction	Connection method	Certification
	DGH4	Screw connection	/	Bit, can be installed side by side	41 IEC 30 UL (B, C) 10 UL (D)	400 IEC 300 UL (B, C) 300 UL (D)	0°	Screw connection with clamp body	UL
	DGV4	Screw connection	/	Bit, can be installed side by side	41 IEC 30 UL (B)	400 IEC 300 UL (B)	-90°	Screw connection with clamp body	UL
NEW	DGP4	Weld	By screw or clamp attachmentFixed on the panel	Bit, can be installed side by side	32 IEC 30 UL (B) 30 UL (C) 10 UL (D)	800 IEC 300 UL (B) 150 UL (C) 300 UL (D)	0°	Screw connection with clamp body	VDE、UL

Through-wall terminal blocks with wiring capacity up to 10 mm² (AWG 6)

Picture	Pruduct serie	Internal connection	Description	Poles(P)	Rated current(A)	Rated voltage(V)	Connection direction	Connection method	Certification
	DGV10	Screw connection	/	Bit, can be installed side by side	57 IEC 65 UL (B) 65 UL (C) 10 UL (D)	400 IEC 300 UL (B) 150 UL (C) 300 UL (D)	-90°	Screw connection with clamp body	UL

Through-wall terminal blocks with wiring capacity up to 16 mm² (AWG 4)

Picture	Pruduct serie	Internal connection	Description	Poles(P)	Rated current(A)	Rated voltage(V)	Connection direction	Connection method	Certification
	DGH10	Screw connection	/	Bit, can be installed side by side	76 IEC 65 UL (B, C) 10 UL (D)	500 IEC 300 UL (B, C) 300 UL (D)	0°	Screw connection with clamp body	UL
	DGH16	Screw connection	/	Bit, can be installed side by side	76 IEC 85 UL (B, C) 5 UL (D)	500 IEC 600 UL (B, C) 600 UL (D)	0°	Screw connection with clamp body	UL
	DGP16	Screw and bolt connection	/	Bit, can be installed side by side	76 IEC 85 UL (B, C) 5 UL (D)	500 IEC 600 UL (B, C) 600 UL (D)	0°	Screw connection with clamp body	UL

Through-wall terminal blocks with wiring capacity up to 25 mm²(AWG 2)

Picture	Pruduct serie	Internal connection	Description	Poles(P)	Rated current(A)	Rated voltage(V)	Connection direction	Connection method	Certification
	DGH25	Screw connection	/	Bit, can be installed side by side	101 IEC 115 UL (B, C) 5 UL (D)	500 IEC 600 UL (B, C) 600 UL (D)	0°	Screw connection with clamp body	UL
	DGP25	Screw and bolt connection	/	Bit, can be installed side by side	101 IEC 115 UL (B, C) 5 UL (D)	500 IEC 600 UL (B, C) 600 UL (D)	0°	Screw connection with clamp body	UL

Through-wall terminal blocks with wiring capacity up to 50 mm² (AWG 2/0)

Picture	Pruduct serie	Internal connection	Description	Poles(P)	Rated current(A)	Rated voltage(V)	Connection direction	Connection method	Certification
	DGH50	Screw connection	/	Bit, can be installed side by side	150 IEC 170 UL (B, C) 5 UL (D)	1000 IEC 600 UL (B, C) 600 UL (D)	0°	Screw connection with clamp body	UL

Through-wall terminal blocks with wiring capacity up to 95 mm²(AWG 4/0)

Picture	Pruduct serie	Internal connection	Description	Poles(P)	Rated current(A)	Rated voltage(V)	Connection direction	Connection method	Certification
	DGH95	Screw connection	/	Bit, can be installed side by side	232 IEC 230 UL (B)	1000 IEC 600 UL (B)	0°	Screw connection with clamp body	/
	DGP95	Screw and bolt connection	/	Bit, can be installed side by side	232 IEC 230 UL (B)	1000 IEC 600 UL (B)	0°	Screw connection with clamp body	/

Other Connectors

In other applications such as transformers, building wiring, internal device connections, etc. DEGSON can provide suitable connectors, which are safe, reliable, and cost-effective.



Transformer Connector

Building Wiring Connector

Metal Parts

Main features

- Applicable wire diameter 2.5mm² (AWG 14) to 10mm² (AWG 6)
- Rated current 57A(IEC)/65A(UL)
- Rated voltage 1000V (IEC)/600V (UL)

- Applicable wire diameter 2.5mm²(AWG 14) to 16mm²(AWG 10)
- Rated current 76A(IEC)/50A(UL)
- Rated voltage 750V(IEC)/600V(UL)
- Rated current 350A
- Applicable to U-type end/O-type end, etc.
- Short customized development cycle

Product Features

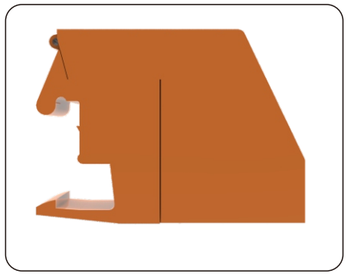

Clip mounting/hanging mounting

variety of fixed ways to achieve rapid product installation



Screw connection

Wire frame or gasket screw connection is stable and reliable



With fuse specifications

Built-in fuse mounting structure ensures circuit safety



Easy to installlt

Can be fixed to the panel by screws



Guard wire shrapnel design

protect the wire from damage



Pluggable design

The modular design facilitates installation and maintenance



High quality copper

Excellent material selection ensures reliable performance



Design limit Angle

Limit Angle structure protects the outlet direction from deviation



Post-process riveted nuts/ all-in-one shaped nuts

A variety of nut process processes guarantee torsion several times the standard

Transformer connector, Wiring capacity up to 2.5 mm²(AWG 14)

Picture	Pruduct serie	Description	Poles(P)	Pitch(mm)	Rated current(A)	Rated voltage(V)	Connection direction	Connection method	Certification
	TS 2.5	/	2-3	7.5	24 IEC 10 UL (B, C)	800 IEC 300 UL (B, C)	0°	Screw connection	VDE、UL
	TSB 2.5	/	2-3	9.5	24 IEC 20 UL (B, C) 5 UL (D)	250 IEC 600 UL (B, C) 600 UL (D)	0°	Screw connection	VDE、UL
	TSF 2.5	/	1	-	6.3 IEC 6.3 UL (B, C, D)	250 IEC 250 UL (B, C, D)	0°	Screw connection	VDE、UL

Transformer connector, Wiring capacity up to 4 mm²(AWG 12)

Picture	Pruduct serie	Description	Poles(P)	Pitch(mm)	Rated current(A)	Rated voltage(V)	Connection direction	Connection method	Certification
	TS 4	/	1	-	20 IEC 20 UL (B, C) 5 UL (D)	320 IEC 600 UL (B, C) 600 UL (D)	0°	Screw connection	VDE、UL
	TSB 4	/	1	-	32 IEC 30 UL (B, C) 5 UL (D)	450 IEC 600 UL (B, C) 600 UL (D)	0°	Screw connection	VDE、UL
	TSC 4	/	1-2	7.5	32 IEC 20 UL (B, C)	750 IEC 300 UL (B, C)	0°	Screw connection with clamp body	VDE、UL
	TSCB 4	/	1-3	7.5	32 IEC 30 UL (B, C) 5 UL (D)	800 IEC 600 UL (B, C) 600 UL (D)	0°	Screw connection with clamp body	VDE、UL
	TSCF 4	/	1	-	10 IEC 8 UL (B)	250 IEC 300 UL (B)	0°	Screw connection with clamp body	UL
	TSCBF 4	/	1	-	10 IEC 10 UL (B, C)	750 IEC 600 UL (B, C)	0°	Screw connection with clamp body	UL
	TSCK 4	/	1-2	7.5	32 IEC 30 UL (B, C) 5 UL (D)	800 IEC 600 UL (B, C) 600 UL (D)	0°	Screw connection with clamp body	VDE、UL

Transformer connector, Wiring capacity up to 6mm²(AWG 10)

Picture	Pruduct serie	Description	Poles(P)	Pitch(mm)	Rated current(A)	Rated voltage(V)	Connection direction	Connection method	Certification
	TSC 6	/	1	-	41 IEC 20 UL (B, C)	750 IEC 300 UL (B, C)	0°	Screw connection with clamp body	VDE、UL

Transformer connector, Wiring capacity up to10mm²(AWG 6)

Picture	Pruduct serie	Description	Poles(P)	Pitch(mm)	Rated current(A)	Rated voltage(V)	Connection direction	Connection method	Certification
	TS 10	/	1	-	57 IEC 55 UL (B, C)	750 IEC 300 UL (B, C)	0°	Screw connection	VDE、UL
	TSC 10	/	2	11.25	57 IEC 65 UL (B, C) 5 UL (D)	1000 IEC 600 UL (B, C) 600 UL (D)	0°	Screw connection with clamp body	VDE、UL

Building wiring connector up to 2.5 mm² (AWG 14)

Picture	Pruduct serie	Description	Poles(P)	Pitch(mm)	Rated current(A)	Rated voltage(V)	Connection direction	Connection method	Certification
	DG8HSWP-1.2	/	2-12	8.2	24 IEC 15 UL (B) 10 UL (D)	450 IEC 300 UL (B) 300 UL (D)	0°	Screw connection with wire protection	VDE、UL
	DG252	/	2-12	10.0	24 IEC 10 UL (B, D)	450 IEC 300 UL (B, D)	0°	Screw connectionIn lineSpring connection	VDE
	DG801	/	1-5	10.0	DG801F: 6.3 IEC 6.3 UL (B, D) DG801H: 24 IEC 15 UL (B) 5 UL (D)	DG801F: 250 IEC 300 UL (B, D) DG801H: 450 IEC 600 UL (B) 600 UL (D)	0°	Screw connection with wire protection	VDE、UL
	DG280	/	2-4	10.0	24 IEC 20 UL (B, C) 5 UL (D)	450 IEC 600 UL (B, C) 600 UL (D)	0°	Screw connection	VDE、UL
	DG285	/	3	11.5	24 IEC 16 UL (B) 10 UL (D)	400 IEC 300 UL (B) 300 UL (D)	0°	Screw connection	/
	DG228-3.5	/	2-5、8	3.5	24 IEC 15 UL (B)	450 IEC 600 UL (B)	0°	In-line spring connection	VDE
	DG222-8.0	/	1	8.0	24 IEC 22 UL (B) 10 UL (D)	450 IEC 300 UL (B) 300 UL (D)	0°	Pullback typeSpring connection	VDE、UL
	DG224-8.0	/	1	8.0	24 IEC 22 UL (B) 10 UL (D)	450 IEC 300 UL (B) 300 UL (D)	0°	Pullback typeSpring connection	VDE、UL
	DG238-10.0	/	2-5	10.0	24 IEC 20 UL (B)	450 IEC 600 UL (B)	0°	In-line spring connection	VDE

Building wiring connector, Wiring capacity up to 4 mm² (AWG 12)

Picture	Pruduct serie	Description	Poles(P)	Pitch(mm)	Rated current(A)	Rated voltage(V)	Connection direction	Connection method	Certification
	DG8HS-1.2	/	2-12	8.2	32 IEC 20 UL (B) 10 UL (D)	450 IEC 300 UL (B) 300 UL (D)	0°	Screw connection	VDE、UL
	DG10HSWP-1.2	/	2-12	10.0	32 IEC 20 UL (B) 10 UL (D)	450 IEC 300 UL (B) 300 UL (D)	0°	Screw connection with wire protection	VDE、UL
	DGBSC-SG01/4	Tool-free connection	2、3、5	5.6	32 IEC	450 IEC 600 UL	0°	In-line spring connection	VDE、UL

Building wiring connector with wiring capacity up to 6 mm² (AWG 10)

Picture	Pruduct serie	Description	Poles(P)	Pitch(mm)	Rated current(A)	Rated voltage(V)	Connection direction	Connection method	Certification
	DG10HS-1.2	/	2-12	10.0	41 IEC 30 UL (B) 10 UL (D)	450 IEC 300 UL (B) 300 UL (D)	0°	Screw connection	VDE、UL
	DG12HSWP-1.2	/	2-12	11.5	41 IEC 30 UL (B) 10 UL (D)	750 IEC 300 UL (B) 300 UL (D)	0°	Screw connection with wire protection	VDE、UL

Building wiring connector up to 10 mm² (AWG 8)

Picture	Pruduct serie	Description	Poles(P)	Pitch(mm)	Rated current(A)	Rated voltage(V)	Connection direction	Connection method	Certification
	DG12HS-1.2	/	2-12	10.0	57 IEC 50 UL (B) 50 UL (C) 10 UL (D)	750 IEC 300 UL (B) 150 UL (C) 300 UL (D)	0°	Screw connection	VDE、UL
	DG15HSWP-1.2	/	2-12	11.5	57 IEC 20 UL (B) 10 UL (D)	750 IEC 300 UL (B) 300 UL (D)	0°	Screw connection with wire protection	VDE、UL

Building wiring connector with wiring capacity up to 16 mm² (AWG 10)

Picture	Pruduct serie	Description	Poles(P)	Pitch(mm)	Rated current(A)	Rated voltage(V)	Connection direction	Connection method	Certification
	DG15HS-1.2	/	2-12	15.0	76 IEC 30 UL (B) 10 UL (D)	750 IEC 300 UL (B) 300 UL (D)	0°	Screw connection	VDE、UL

Metal Parts, current up to 350A

Picture	Pruduct serie	Description	Material	Rated current(A)	Nut specification	Torsion	Connection direction
	K13-00A(H)	Extraction nut	Orichalcum	15	M4	1.2 N·m	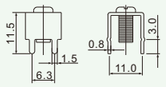
	K14-00A(H)	Extraction nut	Orichalcum	15	M3.5	0.8 N·m	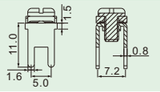
	K92-01A(H)	One-piece formed nut	Orichalcum	25	M4	2.0 N·m	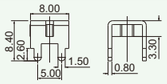
	K93-01A(H)	One-piece formed nut	Orichalcum	25	M4	2.0 N·m	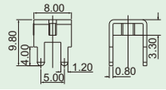
	K15-00A(H)	Extraction nut	Orichalcum	26	M3.5	0.8 N·m	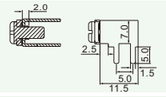
	K48-00A(H)	Riveted nut	Orichalcum	30	M4	1.6 N·m	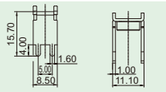
	K46-00A(H)	Extraction nut	Orichalcum	38	M3	0.5 N·m	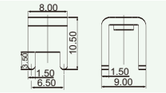
	K31-00A(H)	Extraction nut	Orichalcum	40	M4	1.2 N·m	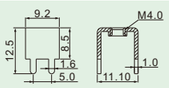
	K99-00A(H)	Extraction nut	Orichalcum	40	M4	1.2 N·m	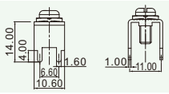
	K128-00A(H)	One-piece formed nut	Orichalcum	40	M4	1.2 N·m	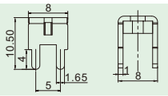
	K45-00A(H)	Extraction nut	Orichalcum	50	M4	1.2 N·m	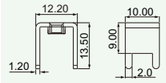
	K50-00A(H)	Extraction nut	Red copper	50	M4	1.2 N·m	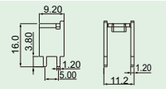
	K91-00A(H)	Extraction nut	Red copper	50	M4	1.32 N·m	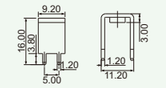
	K145-00A(H)	One-piece formed nut	Orichalcum	50	M4	1.5 N·m	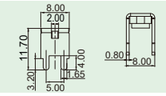
	K40-00A(H)	One-piece formed nut	Orichalcum	60	M4	1.8 N·m	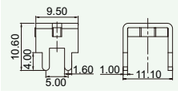

Metal Parts, current up to 350A

Picture	Pruduct serie	Description	Material	Rated current(A)	Nut specification	Torsion	Connection direction
	K94-01A(H)	Riveted nut	Orichalcum	60	M3	1.0 N·m	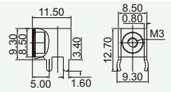
	K115-00A(H)	Riveted nut	Orichalcum	63	M4	1.8 N·m	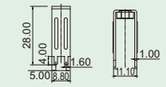
	K34-00A(H)	Extraction nut	Orichalcum	65	M5	2.0 N·m	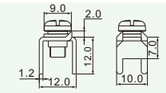
	K68-00A(H)	Riveted nut	Orichalcum	80	M5	2.4 N·m	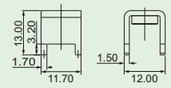
	K116-00A(H)	Riveted nut	Red copper	85	M5	2.0 N·m	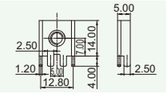
	K51-00A(H)	Extraction nut	Orichalcum	92	M5	2.0 N·m	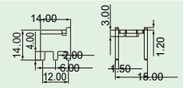
	K146-00A(H)	Riveted nut	Red copper	110	M6	2.75 N·m	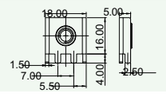
	K147-00A(H)	Riveted nut	Red copper	110	M6	2.75 N·m	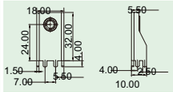
	K36-00A(H)	Extraction nut	Red copper	115	M6	1.8 N·m	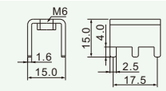
	K44-00A(H)	Riveted nut	Red copper	115	M5	2.0 N·m	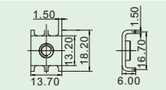
	K80-00A(H)	Riveted nut	Red copper	115	M5	3.0 N·m	
	K96-00A(H)	Riveted nut	Red copper	200	M8	3.5 N·m	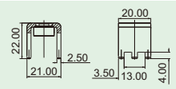
	K41-00A(H)	Riveted nut	Red copper	250	M6	1.98 N·m	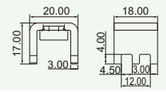
	K59-00A(H)	One-piece formed nut	Red copper	269	M6	3.5 N·m	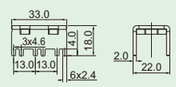
	K136-00A(H)	One-piece formed nut	Red copper	350	M6	4.5 N·m	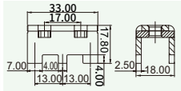

Barrier Terminals

DEGSON Barrier terminal blocks adopts screw connection method, which can bear heavy torque and is widely used in industrial automation, power supply, new energy, security and other industries



Main features

- Screw locking, can withstand heavy torque, reliable wiring.
- The product line is complete, including welding board products and wire-to-wire products.
- Provide integrated/pluggable double-layer structure to save space.
- The installation methods include welding plate, panel and rail installation.
- The maximum voltage can reach 1000V, and the maximum current can reach up to 500A.

Product Features



Barrier structure,screw connection

Locking with heavy torque,connection is reliable



Spliced structure

Combination is flexible and delivery is fast

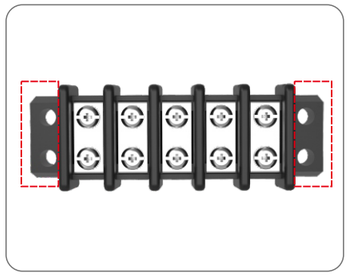

Flange Structure

Easy to install

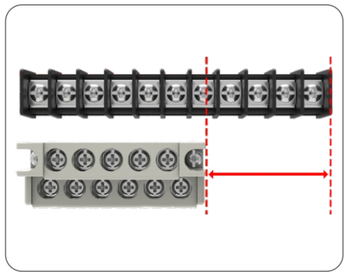

Double-layer Structure

Saving space and meeting the needs of compact multi-contact



Screw Disassemble-free technology

Screws are unlocked,which can save 60% time



Feed-through Structure

Suitable for enclosure connection

Cover Structure

Prevent electric shock, dusty



Multiple Specification

Provide more options



Multiple Installation Methods

Soldering,DIN-rail and panel installation, suitable for different application

Single-layer PCB connector, pitch 6.35mm

A: The structure with flanges at both ends B: The structure without flanges at both ends
C: The Pin is centered S: The Pin is on single side H: The Pin is lengthened
R: The Pin is bent

Picture	Series	Description	Poles(P)	Connection capacity(AWG)	Rated current(A)	Rated voltage(V)	Torque	Welding method	Certification
	DG16	S-B、R-B	2-24	22-16	10 UL(B,C,D)	150 UL(C) 300 UL(B,D)	M2.5 0.4N.m	Wave soldering, manual welding	UL

Single-layer PCB connector, pitch 7.62mm

A: The structure with flanges at both ends B: The structure without flanges at both ends
C: The Pin is centered S: The Pin is on single side H: The Pin is lengthened
R: The Pin is bent G: With cover structure

Picture	Series	Description	Poles(P)	Connection capacity(AWG)	Rated current(A)	Rated voltage(V)	Torque	Welding method	Certification
	DG25	C-A、C-B、S-A、S-B R-A、R-B、H-A、H-B	2-26	22-14	15 UL(B,C) 10 UL(D)	300 UL(B,C,D)	M3 0.5N.m	Wave soldering, manual welding	UL
	DG26	GC-B	2-12	22-14	15 UL(B) 10 UL(D)	300 UL(B,D)	M3 0.5N.m	Wave soldering, manual welding	UL
	DG28	C-A、C-B、S-A、S-B R-A、R-B、H-A、H-B	2-26	22-14	15 UL(B,C) 10 UL(D)	150 UL(C) 300 UL(B,D)	M3 0.5N.m	Wave soldering, manual welding	UL

Single-layer PCB connector, pitch 8.25mm

A: The structure with flanges at both ends B: The structure without flanges at both ends
C: The Pin is centered S: The Pin is on single side H: The Pin is lengthened
R: The Pin is bent

Picture	Series	Description	Poles(P)	Connection capacity(AWG)	Rated current(A)	Rated voltage(V)	Torque	Welding method	Certification
	DG35	C-A、C-B、S-A、S-B R-A、R-B、H-A、H-B	2-26	22-12	20 UL(B) 10 UL(D)	300 UL(B,D)	M3 0.5N.m	Wave soldering, manual welding	UL
	DG36	S-B、R-B	2-24	22-12	20 UL(B) 10 UL(D)	300 UL(B,D)	M3 0.5N.m	Wave soldering, manual welding	UL
	DG38	C-A、C-B、S-A、S-B R-A、R-B、H-A、H-B	2-26	22-14	15 UL(B,C) 10 UL(D)	150 UL(C) 300 UL(B,D)	M3 0.5N.m	Wave soldering, manual welding	UL

Single-layer PCB connector, pitch 9.5mm

A: The structure with flanges at both ends B: The structure without flanges at both ends
C: The Pin is centered S: The Pin is on single side H: The Pin is lengthened
R: The Pin is bent DA: 600V structure DB: 600V structure

Picture	Series	Description	Poles(P)	Connection capacityAW(G)	Rated current(A)	Rated voltage(V)	Torque	Welding method	Certification
	DG45	C-A、C-B、S-A、S-B R-A、R-B、H-A、H-B	2-26	22-12	25 UL(B) 10 UL(D)	300 UL(B,D)	M4 1.2N.m	Wave soldering, manual welding	UL
	DG46	S-B、R-B、GS-B、GR-B DA、DB	2-26	22-12	20 UL(B) 10 UL(D)	150 UL(C) 300 UL(B,D)	M4 1.2N.m	Wave soldering, manual welding	UL
	DG48	C-A、C-B、S-A、S-B R-A、R-B、H-A、H-B	2-22	22-12	20 UL(B)	300 UL(B,D)	M4 1.2N.m	Wave soldering, manual welding	UL

Single-layer PCB connector, pitch 10.0mm

A: The structure with flanges at both ends B: The structure without flanges at both ends
C: The Pin is centered S: The Pin is on single side H: The Pin is lengthened
R: The Pin is bent

Picture	Series	Description	Poles(P)	Connection capacity(AWG)	Rated current(A)	Rated voltage(V)	Torque	Welding method	Certification
	DG55	C-A、C-B、S-A、S-B R-A、R-B、H-A、H-B	2-26	22-12	20 UL(B,C) 10 UL(D)	300 UL(B,C,D)	M4 1.2N.m	Wave soldering, manual welding	UL
	DG58	C-A、C-B、S-A、S-B R-A、R-B、H-A、H-B	2-22	22-12	20 UL(B) 10 UL(D)	300 UL(B,D)	M4 1.2N.m	Wave soldering, manual welding	UL

Single-layer PCB connector, pitch 11.0mm

A: The structure with flanges at both ends B: The structure without flanges at both ends
C: The Pin is centered S: The Pin is on single side H: The Pin is lengthened
DA: 600V structure DB: 600V structure VT: Vertical double pin RT: Bent double pin

Picture	Series	Description	Poles(P)	Connection capacity(AWG)	Rated current(A)	Rated voltage(V)	Torque	Welding method	Certification
	DG65	C-A、C-B、S-A、S-B R-A、R-B、H-A、H-B	2-22	22-10	30 UL(B,C) 10 UL(D)	300 UL(B,D)	M4 1.2N.m	Wave soldering, manual welding	UL
	DG66	S-B、R-B、H-B、VT、RT DA、DB	2-26	22-10	30 UL(B) 10 UL(D)	300 UL(B,C,D)	M4 1.2N.m	Wave soldering, manual welding	UL

Single-layer PCB connector, pitch 13.0mm

A: The structure with flanges at both ends B: The structure without flanges at both ends
C: The Pin is centered S: The Pin is on single side H: The Pin is lengthened
R: The Pin is bent

Picture	Series	Description	Poles(P)	Connection capacity(AWG)	Rated current(A)	Rated voltage(V)	Torque	Welding method	Certification
	DG78	C-A、C-B、S-A、S-B R-A、R-B、H-A、H-B	2-22	18-10	40 UL(B,C) 5 UL(D)	600 UL(B,C,D)	M4 1.16N.m	Wave soldering, manual welding	UL

Single-layer PCB connector, pitch 16.0mm

A: The structure with flanges at both ends B: The structure without flanges at both ends
C: The Pin is centered S: The Pin is on single side H: The Pin is lengthened
R: The Pin is bent RT: Bent double pin

Picture	Series	Description	Poles(P)	Connection capacity(AWG)	Rated current(A)	Rated voltage(V)	Torque	Welding method	Certification
	DG88	RT	2-20	14-3	100 UL(B,C) 5 UL(D)	600 UL(B,C,D)	M5 2.42N.m	Wave soldering, manual welding	UL

PCB high current connector

A: The structure with flanges at both ends B: The structure without flanges at both ends
C: The Pin is centered S: The Pin is on single side H: The Pin is lengthened
R: The Pin is bent

Picture	Series	Description	Pitch (mm)	Poles(P)	Connection capacity(AWG)	Rated current(A)	Rated voltage(V)	Torque	Welding method	Certification
	DG1450-B	/	14.5	2-14	22-8	50 UL(B,C) 5 UL(D)	300 UL(B,C,D)	M5 2.0N.m	Wave soldering, manual welding	UL
	DG1450H-B	/	14.5	3-14	22-8	45 UL(B,C) 5 UL(D)	600 UL(B,C,D)	M5 2.0N.m	Wave soldering, manual welding	UL

PCB high current connector

A: The structure with flanges at both ends B: The structure without flanges at both ends
C: The Pin is centered S: The Pin is on single side H: The Pin is lengthened
R: The Pin is bent

Picture	Series	Description	Pitch(mm)	Poles(P)	Connection capacity(AWG)	Rated current(A)	Rated voltage(V)	Torque	Welding method	Certification
	DG1700-B	/	17.0	3-14	22-6	65 UL(B,C) 5 UL(D)	600 UL(B,C,D)	M6 2.5N.m	Wave soldering, manual welding	CE
	DG1716-B	/	17.0	4-14	26-4	80 UL(B,C) 5 UL(D)	600 UL(B,C,D)	M6 7.9N.m	Wave soldering, manual welding	UL
	DG2000-B	/	20.0	2-12	26-4	75 UL(B,C) 5 UL(D)	600 UL(B,C,D)	M6 2.5N.m	Wave soldering, manual welding	CE
	DG2000H-B	/	20.0	2-12	26-4	80 UL(B,C) 5 UL(D)	600 UL(B,C,D)	M6 2.9N.m	Wave soldering, manual welding	UL
	DG2020-B	/	20.2	11	18-3	100 UL(B,C) 5 UL(D)	600 UL(B,C,D)	M6 7.9N.m	Wave soldering, manual welding	UL
	DG2350	/	23.5	2-6	2-1/0	120 UL(B,C) 5 UL(D)	600 UL(B,C,D)	M8 5.5N.m	Wave soldering, manual welding	UL
	DG2350-50A	/	23.5	4	2-1/0	120 UL(B,C) 5 UL(D)	600 UL(B,C,D)	M8 5.5N.m	Wave soldering, manual welding	CE

Double PCB connector, pitch 7.62mm

Picture	Series	Description	Poles(P)	Connection capacity(AWG)	Rated current(A)	Rated voltage(V)	Torque	Welding method	Certification
	DG24-1	Integrated	6-48 (even P)	22-14	15 UL(B) 10 UL(D)	300 UL(B,D)	M3 0.5N.m	Wave soldering, manual welding	CE
	DG24-2	Integrated, thick pin	8-48 (even P)	22-14	15 UL(B) 10 UL(D)	300 UL(B,D)	M3 0.5N.m	Wave soldering, manual welding	UL
	DG24-3	Integrated, bent pin	6-48 (even P)	22-14	15 UL(B) 10 UL(D)	300 UL(B,D)	M3 0.5N.m	Wave soldering, manual welding	CE
	DG24-4	Integrated	10-48 (even P)	22-14	8 UL(B) 10 UL(D)	300 UL(B,D)	M3 0.5N.m	Wave soldering, manual welding	UL
	DG24-5	Integrated	19,21,29	22-14	8 UL(B)	300 UL(B)	M3 0.5N.m	Wave soldering, manual welding	UL
	DG24B-1	Pluggable	5-49 (odd P)	22-14	8 UL(B) 10 UL(D)	300 UL(B,D)	M3 1.5N.m	Wave soldering, manual welding	UL
	DG24B-2	Pluggable	4-48 (odd P)	24-14	14 UL(B) 10 UL(D)	300 UL(B,D)	M3 0.5N.m	Wave soldering, manual welding	UL

Double PCB connector, pitch 9.52mm

Picture	Series	Description	Poles(P)	Connection capacity(AWG)	Rated current(A)	Rated voltage(V)	Torque	Welding method	Certification
	DG44-1	Integrated	4-20	18-12	20 UL(B) 10 UL(D)	300 UL(B,D)	M3.5 1.4N.m	Wave soldering, manual welding	CE
	DG44B-1	Pluggable	10-36	22-14	15 UL(B) 10 UL(D)	300 UL(B,D)	M3 0.8N.m	Wave soldering, manual welding	UL

Transfer connector, current: 20-75A

Picture	Series	Description	Pitch(mm)	Poles(P)	Connection capacity(AWG)	Rated current(A)	Rated voltage(V)	Torque	Installation method	Certification
	DG49-A	/	9.5	2-24	22-12	20 UL(B,C) 10 UL(D)	150 UL(C) 300 UL(B,D)	M3.5 0.8N.m	Panel installation	UL
	DG69-A	/	11	2-26	22-12	25 UL(B,C) 10 UL(D)	300 UL(B,C,D)	M3.5 0.8N.m	Panel installation	UL
	DG89-A	/	14	2-18	22-10	30 UL(B,C) 5 UL(D)	300 UL(B,C) 600 UL(D)	M4 1.2N.m	Panel installation	UL
	DG98-A	/	14.28	2-13	22-10	30 UL(B,C) 5 UL(D)	600 UL(B,C,D)	M4 1.2N.m	Panel installation	UL
	DG99-A	/	17.45	2-12	1-14	75 UL(B,C) 5 UL(D)	600 UL(B,C,D)	M5 2.0N.m	Panel installation	UL

Feed-through connector, current: 30-200A

Picture	Series	Description	Pitch(mm)	Poles(P)	Connection capacity(AWG)	Rated current(A)	Rated voltage(V)	Torque	Installation method	Certification
	DG30-A	/	13	2-10	28-10	30 UL(B,D)	300 UL(B,D)	M4 1.2N.m	Panel installation	UL
	DG40-A	/	13	2-10	28-10	40 UL(B,D)	600 UL(B,D)	M4 1.2N.m	Panel installation	CE
	DG75-A	/	16	1-10	22-4	75 UL(B,C) 5 UL(D)	600 UL(B,C,D)	M6 5.0N.m	Panel installation	UL
	DG100-A	/	21	1-10	10-2	100 UL(B,C) 5 UL(D)	600 UL(B,C,D)	M6 5.0N.m	Panel installation	UL
NEW	DG150-A	/	27	2-10	6-1/0	150 UL(E)	1000 UL(E)	M8 5.6N.m	Panel installation	UL
NEW	DG200-A	/	27	2-10	6-3/0	200 UL(E)	1000 UL(E)	M8 5.6N.m	Panel installation	UL
NEW	DG100D-A	/	21	02P,04P	10-2	120 UL(B,C) 5 UL(D)	600 UL(B,C,D)	M6 5.0N.m	Panel installation	UL
NEW	DG200D-A	/	27	02P,04P	2-3/0	200 UL(B,C) 5 UL(D)	600 UL(B,C,D)	M8 6.0N.m	Panel installation	/

High current, current: 10-500A

Picture	Series	Description	Pitch(mm)	Poles(P)	Connection capacity(AWG)	Rated current(A)	Rated voltage(V)	Torque	Installation method	Certification
	DGR10	/	7.3	1-21	24-16	10 UL(B,C) 5 UL(D)	600 UL(B,C,D)	M3 0.5N.m	Din-rail installation	CE
	DGR20	/	9.5	1-16	24-12	20 UL(B,C) 5 UL(D)	600 UL(B,C,D)	M3.5 0.8N.m	Din-rail installation	CE
	DGR30	/	11.5	1-16	20-10	30 UL(B,C) 5 UL(D)	600 UL(B,C,D)	M4 1.43N.m	Din-rail installation	CE
	DGR40	/	14	1-16	22-6	60 UL(B,C) 5 UL(D)	600 UL(B,C,D)	M5 2.82N.m	Din-rail installation	UL
	DGB40	/	40	2	/	/	600 UL(B,D)	M12 40N.m	Din-rail installation	CE
	DGR60	/	19	1-16	20-4	80 UL(B,C) 5 UL(D)	600 UL(B,C,D)	M6 4.4N.m	Din-rail installation and panel installation	UL
	DGR100	/	25	1-16	20-1	130 UL(B,C) 5 UL(D)	600 UL(B,C,D)	M8 6.7N.m	Din-rail installation and panel installation	UL
	DGB100	/	25.5	2-11	20-2	130 UL(B,C) 5 UL(D)	600 UL(B,C,D)	M8 6.78N.m	Panel installation	UL
	DGR150	/	27	1-12	20-2/0	155 UL(B,C) 5 UL(D)	600 UL(B,C,D)	M8 4.5N.m	Din-rail installation and panel installation	UL
	DGR200	/	36	1-11	20-4/0	200 UL(B,C) 5 UL(D)	600 UL(B,C,D)	M10 9.0N.m	Din-rail installation and panel installation	UL
	DGR240	/	36	1-16	4-250 Kcmil	240 UL(B,C) 5 UL(D)	600 UL(B,C,D)	M10 4.0N.m	Din-rail installation and panel installation	CE
	DGR300	/	45	1-16	20-300 Kcmil	300 UL(B,C) 5 UL(D)	600 UL(B,C,D)	M10 4.0N.m	Din-rail installation and panel installation	UL
	DGR500	/	60	1-16	300-750 Kcmil	500 UL(B,C) 5 UL(D)	600 UL(B,C,D)	M16 24.0N.m	Panel installation	UL

SCSI

Picture	Pruduct serie	Description	Number of Pins(P)	Pitch(mm)	Rated current(A)	Rated voltage(V)	Product Type	Installation type	Certification
	DG1164-01	SCSI Connector Female R/A Type	14-100	1.27	1A Max	250V AC/DC	I/O	R/A	/
	DG1164-02	SCSI Connector Male Solder Type W/Cover	14-50	1.27	1A Max	250V AC/DC	W/Cover	Solder Type	/

USB

Picture	Pruduct serie	Description	Number of Pins(P)	Pitch(mm)	Rated current(A)	Rated voltage(V)	Product Type	Installation type	Certification
	DG1095	USB A FEMALE R/A TYPE	4	2.0/2.5	1.5A	30V DC	Board to Wire	Solder Type	/
	DG1096	USB A FEMALE STACK R/A TYPE	4	2.0/2.5	1.5A	30V DC	Board to Wire	Solder Type	/
	DG1097	USB A MALE R/A TYPE	4	2.0/2.5	1.5A	30V DC	Wire to Board	Solder Type	/
	DG1098	USB A MALE SMT TYPE	4	2.0/2.5	1.5A	30V DC	Wire to Board	Solder Type	/
	DG1099	USB B Female R/A Type	4	2.0/2.5	1.5A Max	30V AC/DC	Board to Wire	R/A	/
	DG1100	IEEE 1394 6 POSITIONS FEMALE UPRIGHT ANGLE TYPE	6	2	1.5A	30V DC	Board to Wire	Solder Type	/
	DG1101	IEEE 1394 6 POSITIONS FEMALE R/A TYPE	6	2	1.5A	30V DC	Board to Wire	Solder Type	/
	DG1102	IEEE 1394 6 POSITIONS FEMALE SMT TYPE	6	2	1.5A	30V DC	Board to Wire	Solder Type	/
	DG1103	MINI-USB 4 POSITIONS FEMALE R/A SMT TYPE	4	0.8	0.5A MAX	30V DC	Board to Wire	Solder Type	/
	DG1104	MINI-USB B FEMALE 5 POSITIONS R/A SMT TYPE	5	0.8	1A Max	100V AC/DC	Board to Wire	SMT	/

RJ45

Picture	Pruduct serie	Description	Number of Pins(P)	Pitch(mm)	Rated current(A)	Rated voltage(V)	Product Type	Installation type	Certification
	DG1125	PCB JACK 8 POSITIONS W/HALF SHELL	4,6,8	1.27	1.5A	125V AC	Board to Wire	Solder Type	/
	DG1126	PCB Jack 8 Positions W/ Full Shell 3.05mm Type	4,6,8	1.27	1.5A	125V AC	Board to Wire	Solder Type	/
	DG1127	PCB JACK 10 POSITIONS W/FULL SHELL 3.05mm	4,6,8	1.27	1.5A	125V AC	Board to Wire	Solder Type	/
	DG1128	PCB JACK 8 POSITIONS W/FULL SHELL 3.68mm	6,8,10	1.27	1.5A	125V AC	Board to Wire	Solder Type	/
	DG1129	PCB JACK 8 POSITIONS 1*4 PORT W/SHELL 3.68 MM TYPE	4,6,8	1.27	1.5A	125V AC	Board to Wire	Solder Type	/
	DG1130	PCB JACK 8 POSITIONS 1*8 PORT W/ SHELL 4.57 MM TYPE	8	1.27	1.5A	125V AC	Board to Wire	Solder Type	/

D-SUB

Picture	Pruduct serie	Description	Number of Pins(P)	Pitch(mm)	Rated current(A)	Rated voltage(V)	Product Type	Installation type	Certification
	DG1033	D-SUB Solder Type	09~50	2.77	3A Max	125V AC/DC	I/O	Solder Type	/
	DG1034	D-SUB DIP Straight Type	9~50	2.77	3A Max	125V AC/DC	I/O	V/T	/
	DG1035	H.D-SUB Solder Type	15~78	2.29	3A Max	125V AC/DC	I/O	Solder Type	/
	DG1036	D-SUB IDC Type	09~37	2.77	3A	300V AC/DC	I/O	IDC	/
	DG1037	D-SUB R/A(7.2mm) Type	09~37	2.77	3A Max	125V AC/DC	I/O	R/A	/
	DG1038	H.D-SUB R/A Type	15~62	2.29	3A Max	125V AC/DC	I/O	R/A	/

UL-CTDP (USA), VDE-TDAP (Germany) and CNAS laboratories

Strategic cooperation with UL and VDE

① The general manager of UL global energy & technology division visit our company

② Sven Ohrke, President of VDE global services, discusses mutual strategic cooperation in DEGSON

③ VDE Laboratory Accreditation: In July 2010, VDE issued the "VDE Authorized Laboratory" certificate to DEGSON laboratory.
UL laboratory accreditation: UL formally issued "UL WTDP" certificate to DEGSON in March 2013.
In April, 2016, UL-CTDP.
In December, 2016, VDE-TDAP.
In January, 2017, Pass IRIS system audit.

ISO9001

ISO14001

IATF16949

ISO/TS 22163

UL - CTDP

VDE - TDAP

CNAS certificate

EX certificate

UL Certificates:10,Covering 4000+Products



VDE Certificates:178,Covering 3000+Products

TUV certificate

European invention patent

COLOR	STANDARD COLOR	SPECIAL COLOR		COLOR	STANDARD COLOR
GREY	PANTONE 430C DEGSON 01	PANTONE 429C DEGSON 41	PANTONE 421U DEGSON 61	BLACK	PANTONE 419C DEGSON 03

COLOR	STANDARD COLOR	SPECIAL COLOR		COLOR	STANDARD COLOR
BLUE	PANTONE 3015U DEGSON 02	PANTONE 2995U DEGSON 12	PANTONE 2925C DEGSON 22	TRANSPARENT	PANTONE NATURAL COLOR DEGSON 17

COLOR	STANDARD COLOR	SPECIAL COLOR	
GREEN	PANTONE 556C DEGSON 04	PANTONE 369U DEGSON 14	PANTONE 356U DEGSON 34

COLOR	STANDARD COLOR	SPECIAL COLOR	
ORANGE	PANTONE 167C DEGSON 05	PANTONE 158U DEGSON 15	PANTONE 1675C DEGSON 25

COLOR	STANDARD COLOR	SPECIAL COLOR
RED	PANTONE 208C DEGSON 06	PANTONE 222C DEGSON 36

COLOR	STANDARD COLOR	SPECIAL COLOR
YELLOW	PANTONE 108C DEGSON 08	PANTONE 465U DEGSON 28

COLOR	STANDARD COLOR	SPECIAL COLOR
WHITE	PANTONE 430C DEGSON 09	PANTONE 427C DEGSON 19

Spectrophotometer